



2016 NJ Firearm Hunter Survey

Andrew W Burnett, NJ Division of Fish & Wildlife, Nacote Creek Research Station, POB 418,
Port Republic NJ 08241-0418

An online survey was provided to 37,000 firearm hunters licensed in calendar year 2015 to estimate small game harvests, hunter effort and hunter expenditures.

Table of Contents

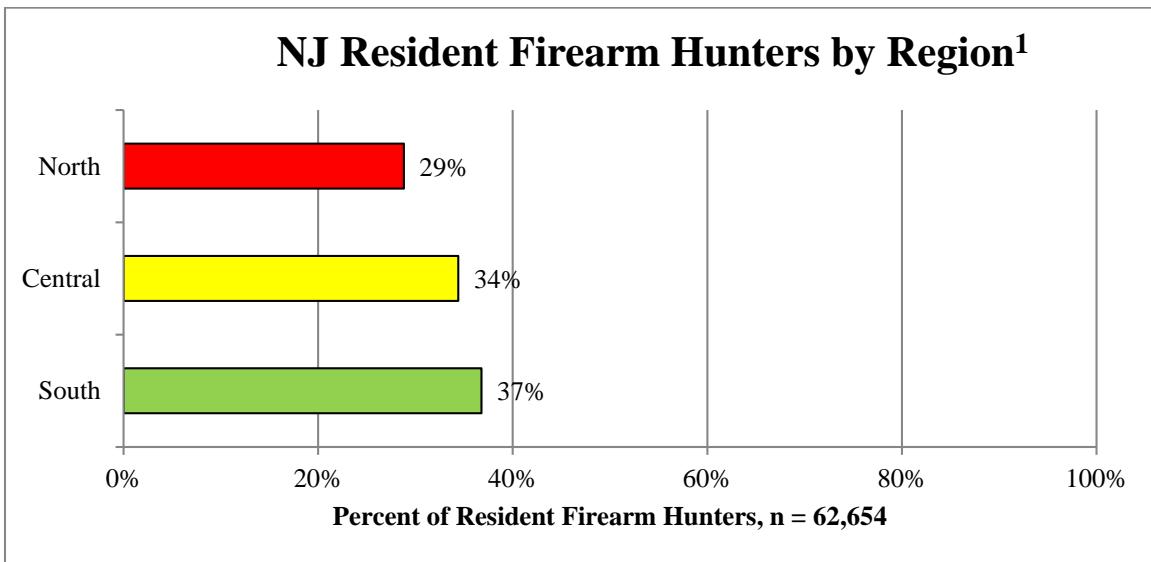
Executive Summary	2
Hunter Demographics	3
General Questions (All Hunters).....	4
Conservation Identification Number.....	4
Active Respondents Questions.....	6
Migratory Birds.....	6
Crow.....	7
Moorhen.....	9
Rail Birds	10
Snipe	12
Woodcock	14
Upland Game Birds.....	16
Grouse	16
Turkey	19
Small Game Mammals.....	24
Rabbit / Hare	24
Gray Squirrel.....	27
Woodchuck	29
Raccoon / Opossum	31
Canines.....	35
Big Game Mammals	44
Firearm / Archery Hunters	45
White-tailed Deer.....	45
Black Bear.....	49
Hunter Expenditures	50
Comments	51
Tables.....	53

Executive Summary


- An online survey for holders of a 2015 New Jersey firearm license was created using Survey Monkey to estimate the small game harvest, hunter effort and hunter expenditures. A link to the survey was sent to 36,889 sportsmen and women that provided an email address resulting in 2,513 valid responses (6.8% response rate).
- An estimated 63,950 of 67,495 firearm license holders actively hunted during the 2015-16 season which began March 2, 2015 and concluded March 15, 2016. Harvest was estimated to include 32,664 crow, 295 moorhen, 7,708 rail birds, 134 snipe, 14,342 woodcock, 216 ruffed grouse, 45,821 rabbit, 63,179 gray squirrel, 49,849 woodchuck, 564 opossum, 8,568 raccoon, 358 gray fox and 6,348 red fox in addition to the reported harvest of 3,164 wild turkey, 75 coyote, 510 black bear and 17,659 deer.
- License sales in most firearm categories (All-Around Sportsmen, Resident Senior, Non-Resident, Non-Resident 2-Day Small Game) realized slight increases for CY2015, but were off-set by declining Resident Firearm licenses (0.6% decline overall from CY2014).
- The majority of NJ Firearm license buyers are residents (29% from the northern counties, 34% from the central counties and 37% from the southern counties). Non-residents from 46 US States and several foreign nations purchased a 2015 firearm license, with the majority (77%) coming from adjacent states (PA – 58%; NY – 13%; and, DE – 6%).
- Although NJ does not currently have an open season for mourning dove, 80% of the 2,381 active respondents indicated they would support a mourning dove season.
- New Jersey’s ruffed grouse population is declining due to habitat loss (succession and development) and few active hunters reported drumming grouse (3%), flushing birds (7%) or both (2%) – but grouse were encountered in 18 of 21 counties (all except the urban counties of Essex, Hudson and Union).
- In addition to a liberal hunting season format, coyotes may also be harvested incidentally by spring turkey and deer hunters. The majority of hunters (83% spring turkey, 78% firearm deer) did not encounter a coyote while hunting. Although most coyotes encountered were considered out of range, a significant number of hunters (48% spring turkey, 47% firearm deer) passed on the opportunity to shoot coyote while hunting.
- The bobcat is a game animal with a closed season in New Jersey and is currently classified as “State Endangered”. Few active respondents (4% turkey, 4% deer, 6% bear) encountered bobcat while hunting. Most encounters were reported north of Interstate 80 (I-80) or between I-78 and I-80, but several respondents reported seeing bobcats in other sections of the state (including south of the Atlantic City Expressway).
- The majority of active, firearm deer respondents (83%) had an All-Around license or purchased a separate archery license.
- In addition to \$4.7 million in license and permit fees, hunter expenditures for 2015-16 were estimated at \$54.5 million (\$21.5 million archery, \$2.1 million migratory bird, \$5.6 million small game and \$25.2 million big game).

Hunter Demographics

Firearm licenses sales for calendar year 2015 were: 17,391 Resident All-Around Sportsman, 34,679 Resident Firearm, 9,315 Resident Senior Firearm, 3,775 Non-Resident Firearm and 1,073 2-Day Non-Resident Small Game in addition to 1,365 free Youth Firearm licenses (total 67,598). Some non-residents purchased >1 2-Day Non-Resident Small Game licenses, and the total number of unique hunters licensed in 2015 was determined to be 67,495. Not surprisingly, New Jersey residents constitute the majority of firearm license buyers (92.8%). Non-residents from 46 US states, the District of Columbia and several foreign countries purchased a 2015 firearm license, with the majority coming from the adjacent states of Pennsylvania, New York and Delaware (58.2%, 13.0% and 6.2%, respectively; total 77.4%).



Firearm hunters are predominantly male (96.6%) with an average age of 47.8 years while female hunters (3.4%) averaged 33.3 years. The mean age for the 67,495 firearm hunters licensed in calendar year 2015 was 47.3 ± 0.1 years as of November 1, 2015 and ranged from 9 to 102 years.

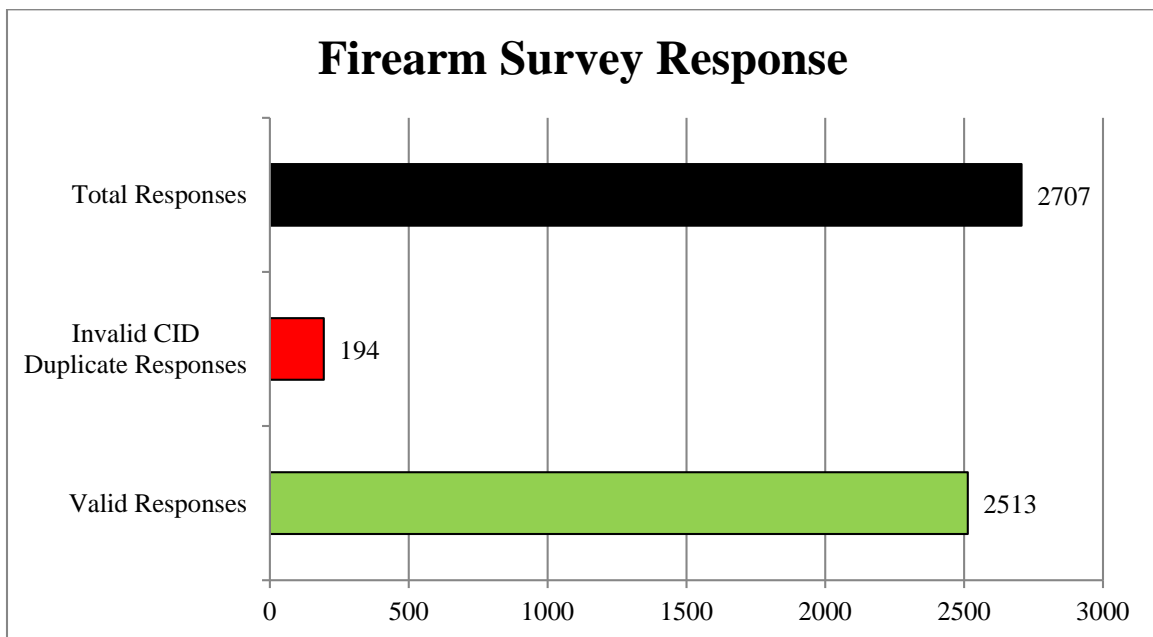
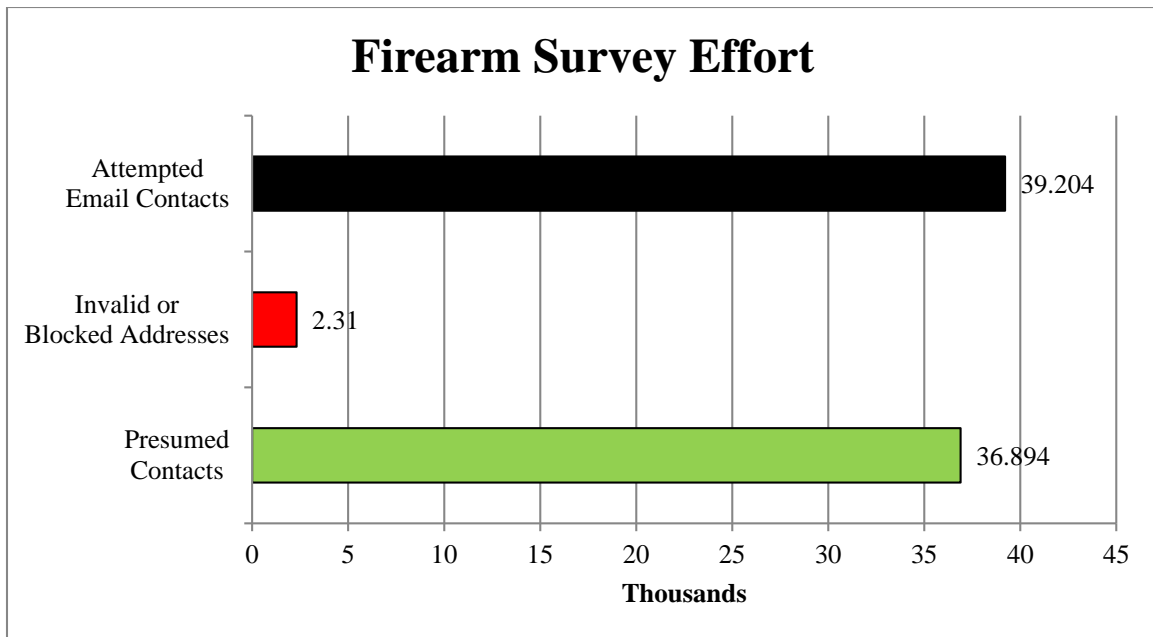


General Questions (All Hunters)

Conservation Identification Number

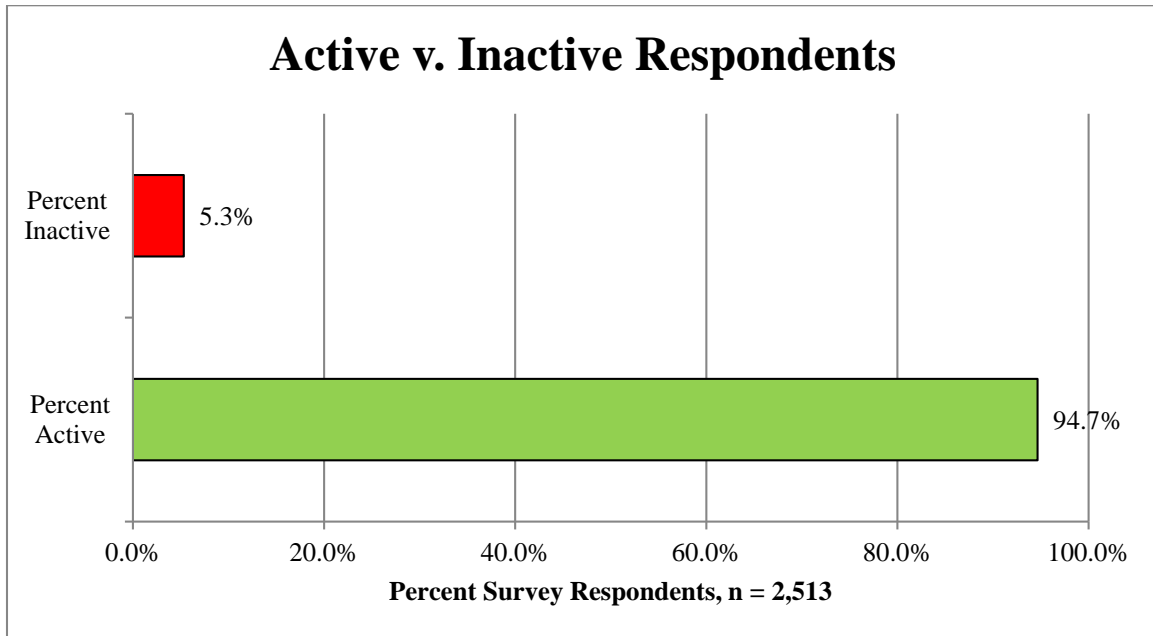
Your Conservation Identification Number (CID), more commonly referred to as your license number, is the group of three, 3-digit numbers above your name and address. Providing your CID is required to participate in this survey, and is only used to validate your participation and to eliminate any duplicate responses in the survey analysis. The CID is not used for anything else.

Question 1. Please enter your nine-digit CID below, without hyphens or spaces (for example, if your CID# is 001-001-001 you would enter 001001001).



The response rate was determined as: $2,513 \text{ Valid Responses} / 36,889 \text{ Presumed Contacts} = 6.8\%$

Question 2. Did you hunt at least one day for any big game, small game or migratory bird species between March 16, 2015 and March 19, 2016?



Based on survey responses, the number of hunters that were active ≥ 1 day was determined as:

$$67,495 \text{ License Holders} * 0.947 = 63,950 \text{ Active Hunters}$$

Active Respondents Questions

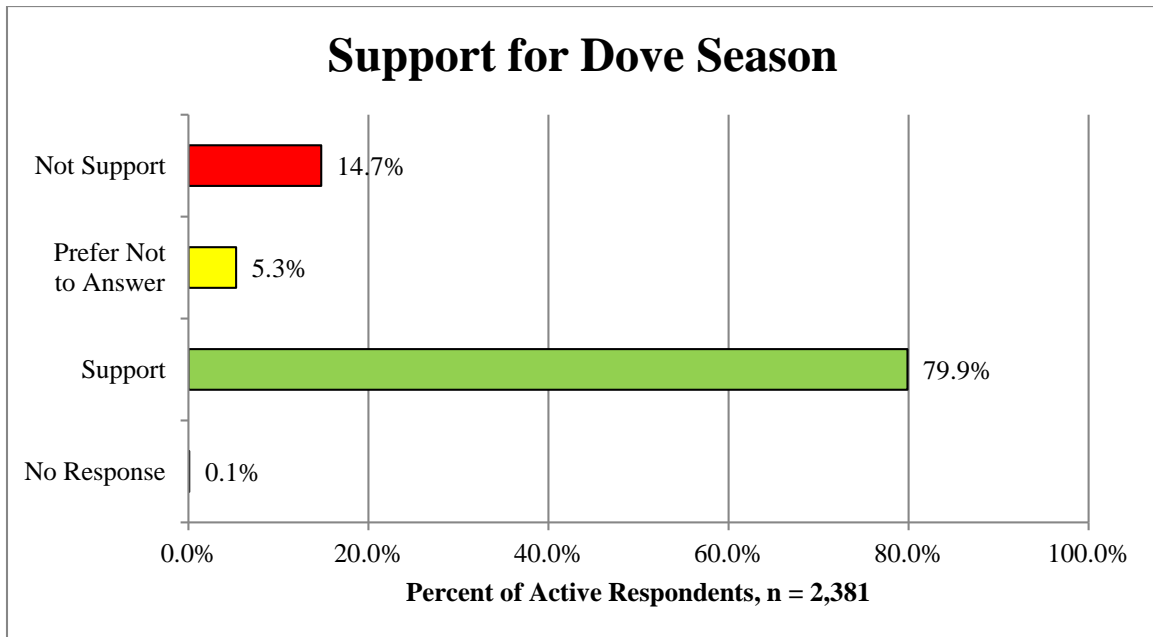
Migratory Birds

Although crows are considered migratory birds, crow hunters are only required to possess a valid hunting license.

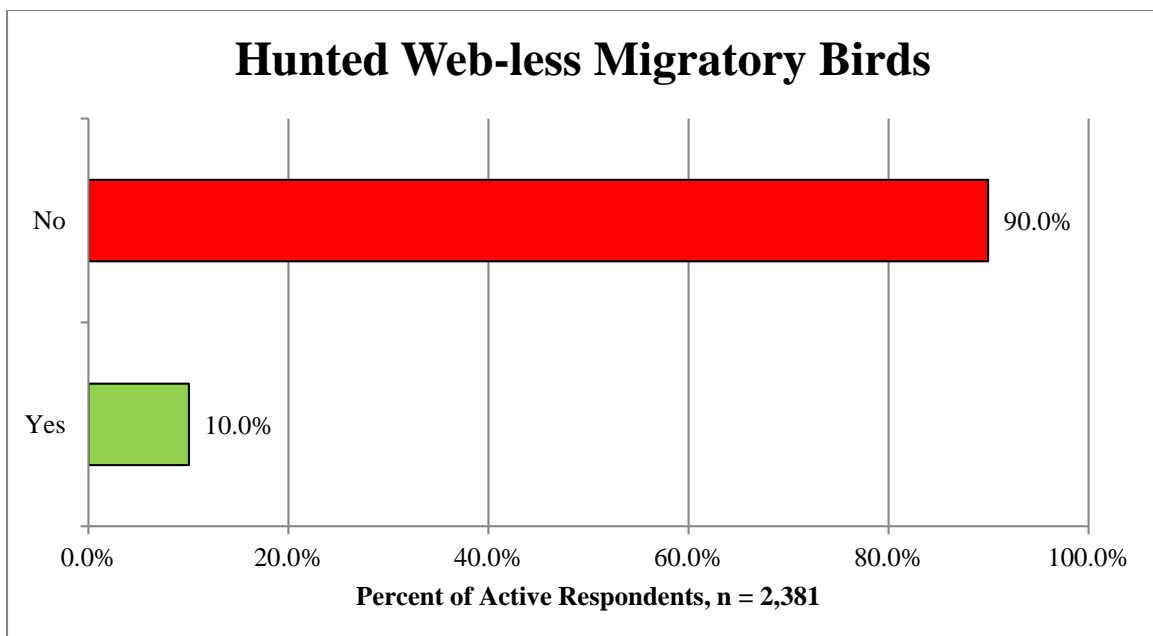
Migratory bird hunters are also required to possess a Harvest Information Program (HIP) Certificate to hunt for railbirds, snipe & woodcock.

Currently, New Jersey has no open season for king rail, mourning dove or sandhill crane.

Question 3. New Jersey is one of the few states that doesn't have a dove hunting season. If the Division were to propose a season in accordance with the Code of Federal Regulations (Title 50), would you support a dove hunting season in New Jersey?



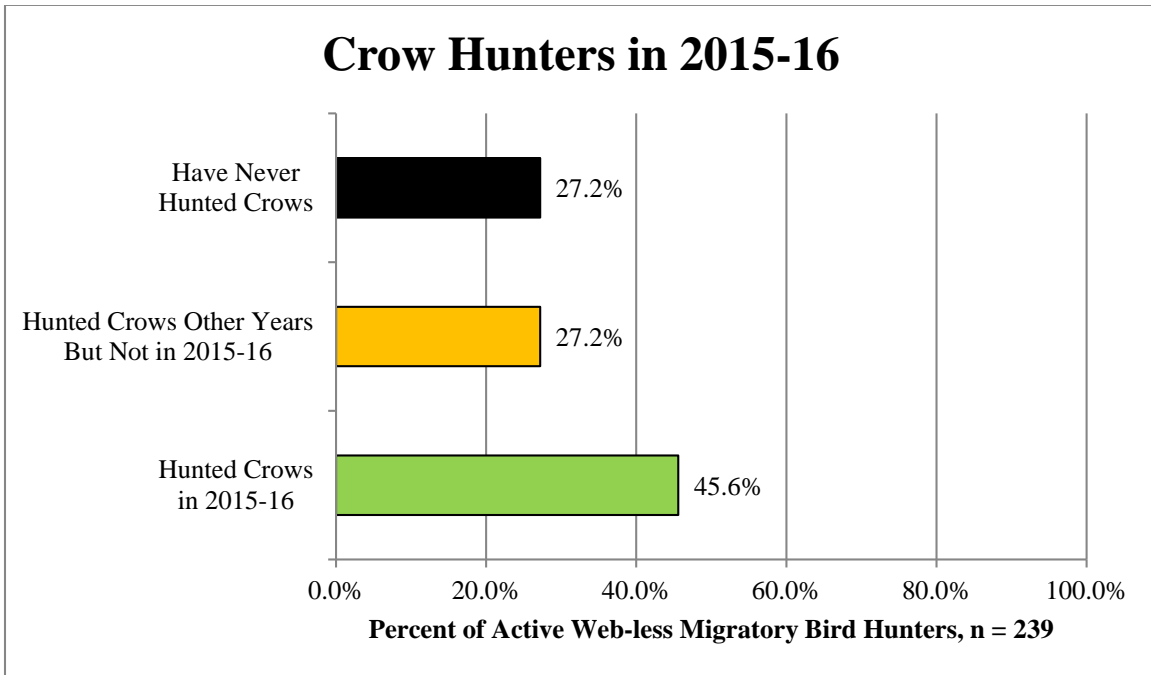
Question 4. Did you harvest or hunt for any crow, moorhen, railbird (Clapper, Sora or Virginia), snipe or woodcock between August 10, 2015 and March 19, 2016?



Crow

The two crow species in New Jersey are the American crow and the fish crow.

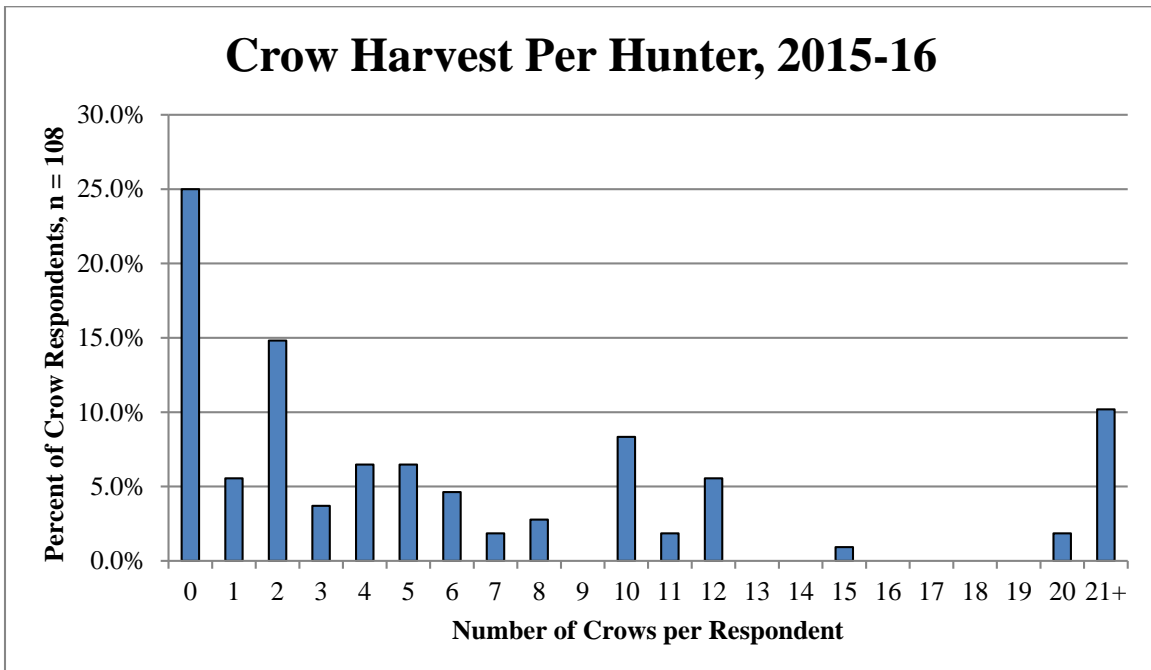
Question 5. Did you hunt for or harvest either American crow or fish crow in New Jersey between August 10, 2015 and March 19, 2016?



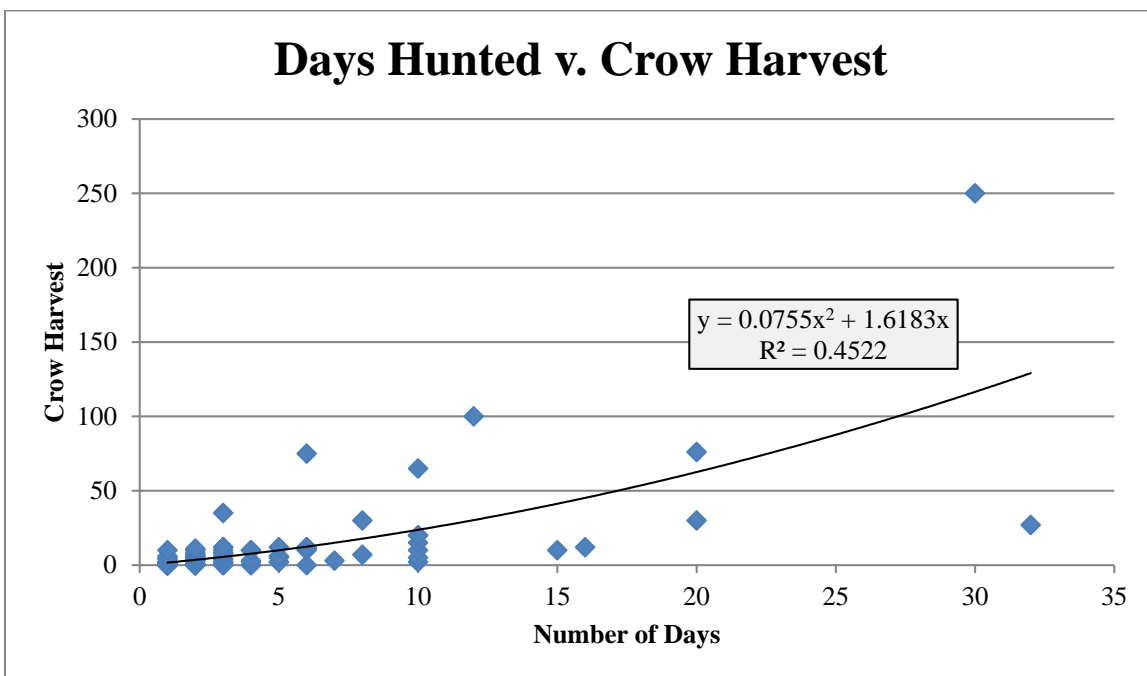
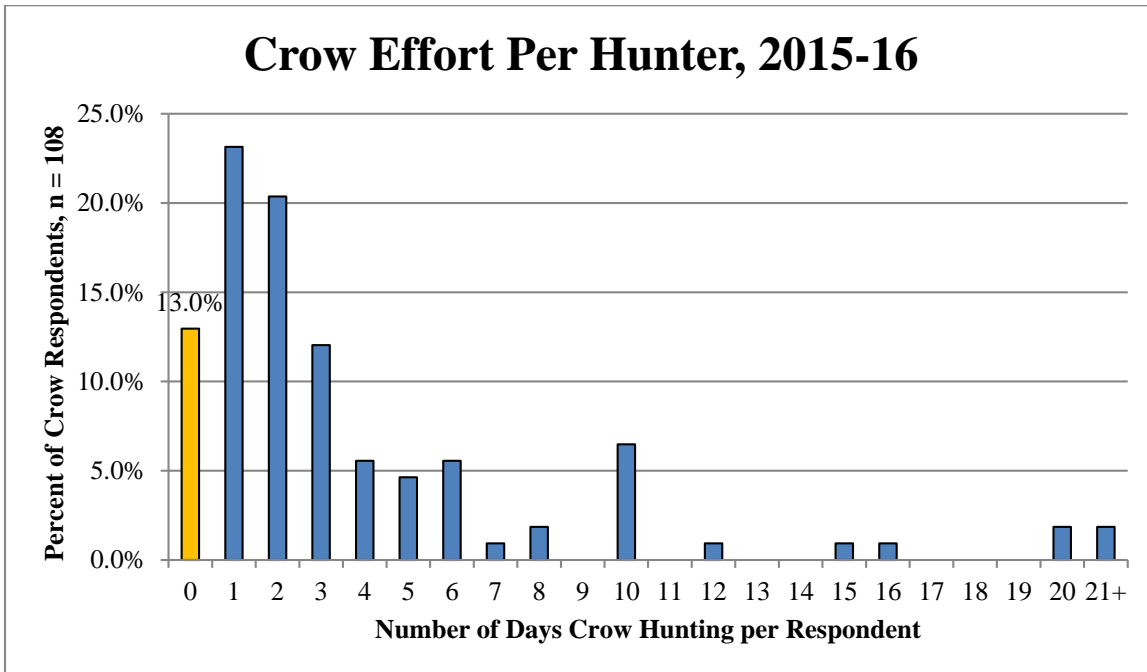
Number of Days Spent Crow Hunting / Crow Harvest

Crows can be hunted on Thursdays, Fridays, Saturdays and Mondays. There were 100 days in the 2015-16 crow season.

Question 6. How many crows did you harvest in New Jersey?



Question 7. How many days did you hunt for crows in New Jersey? (Enter "0" if you were not specifically targeting for crows but harvested crows while hunting another game species).



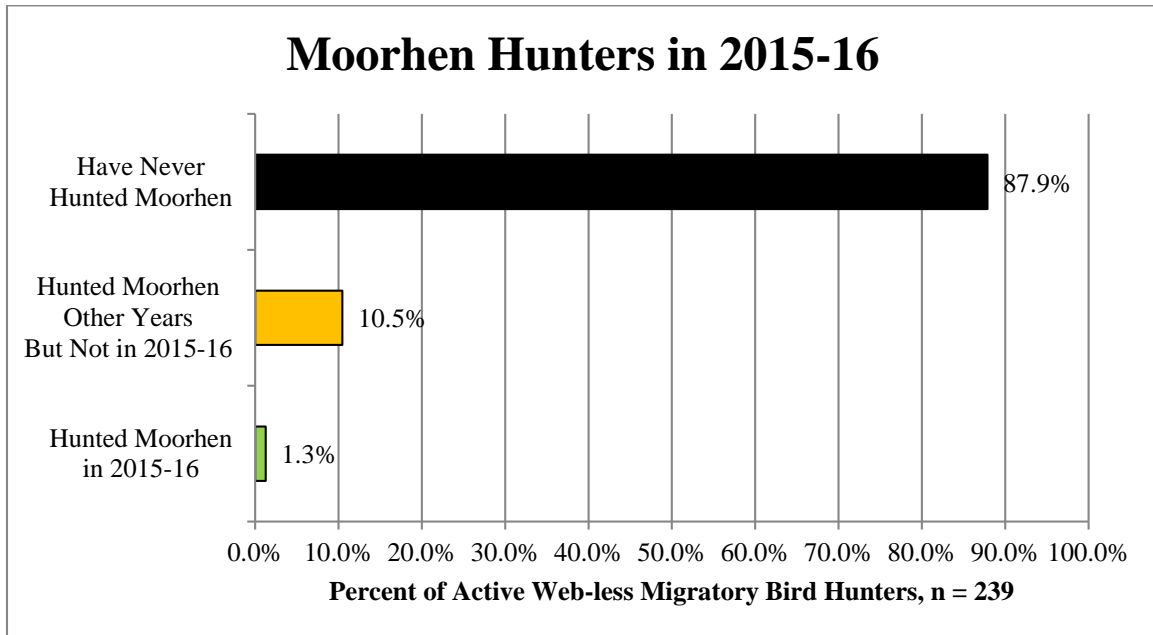
Question 8. In which New Jersey county did you primarily harvest crows?

Survey respondents reported harvesting crows in 14 of 21 counties with 74% coming from Sussex, Warren, Morris and Hunterdon counties.

Moorhen

The moorhen is also known as the common gallinule.

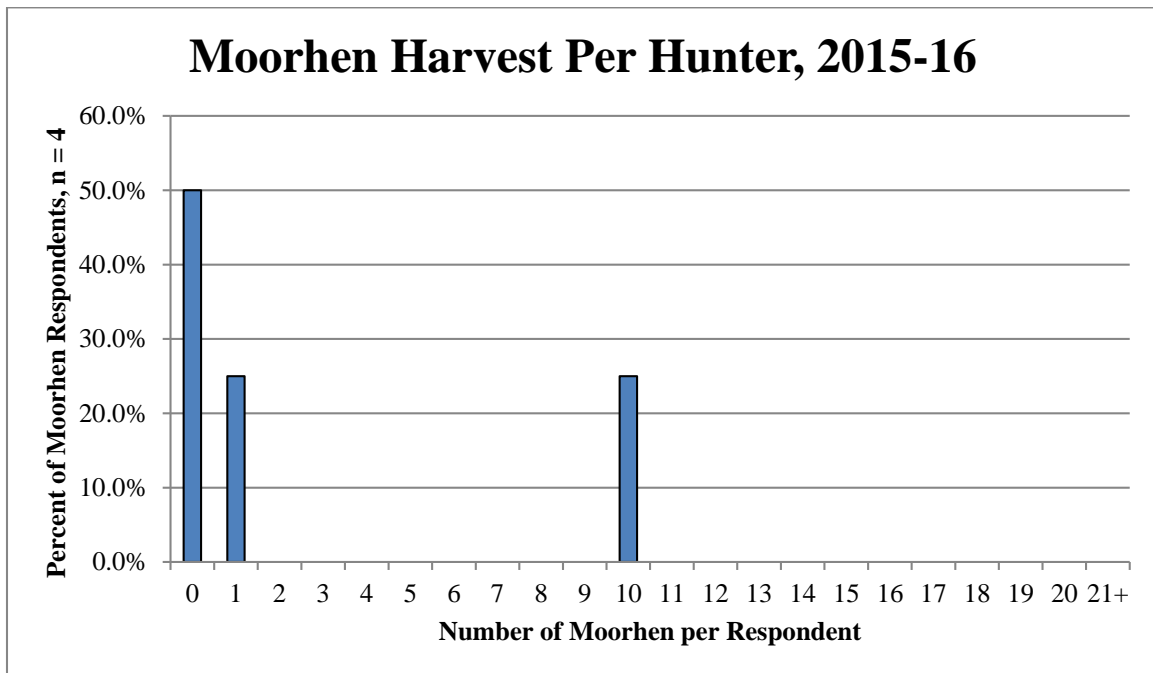
Question 9. Did you hunt for or harvest any moorhen in New Jersey between September 1 and November 7, 2015?



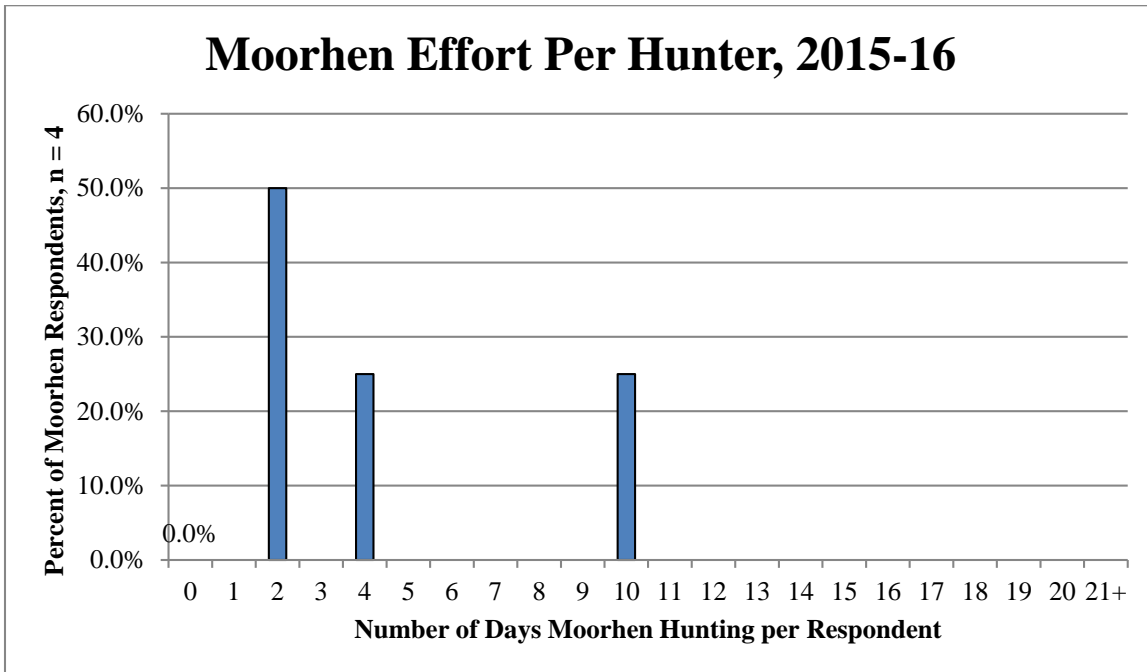
Number of Days Spent Moorhen Hunting / Moorhen Harvest

There were 59 hunting days for which to hunt moorhen in New Jersey

Question 10. How many moorhen did you harvest in New Jersey?



Question 11. How many days did you hunt for moorhen in New Jersey? (Enter "0" if you were not specifically targeting for moorhen but harvested moorhen while hunting another game species).



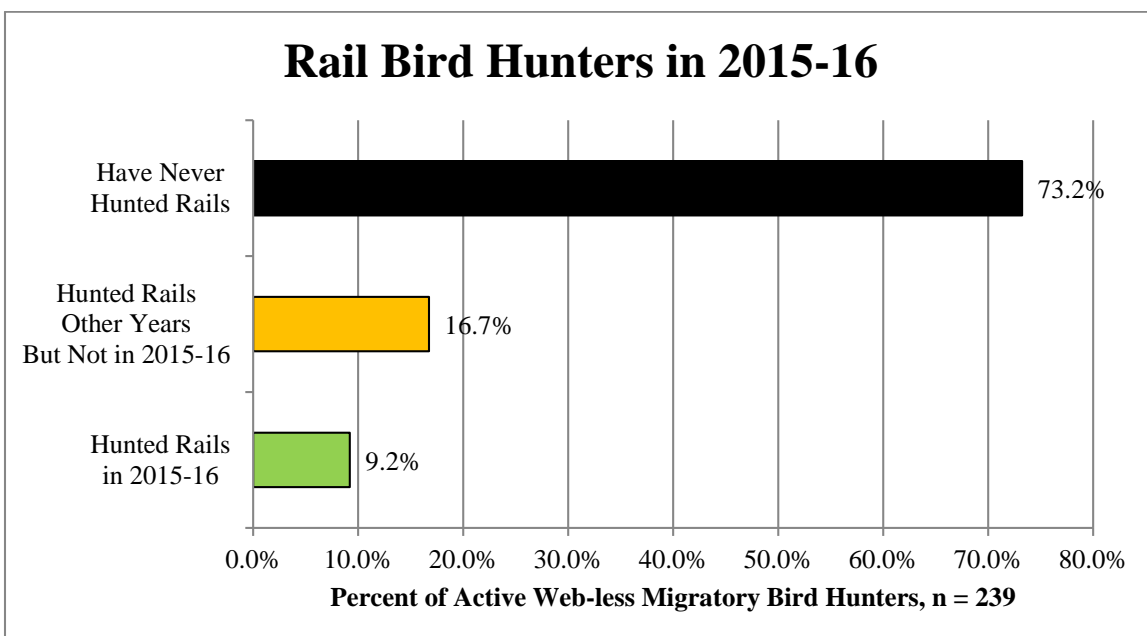
Question 12. In which New Jersey county did you primarily harvest moorhen?

Survey respondents reported harvesting moorhen from only 1 county (Atlantic) although they also hunted for moorhen in Cape May and Monmouth counties.

Rail Birds

Rail birds with an open season in NJ include clapper rail, sora rail and Virginia rail.

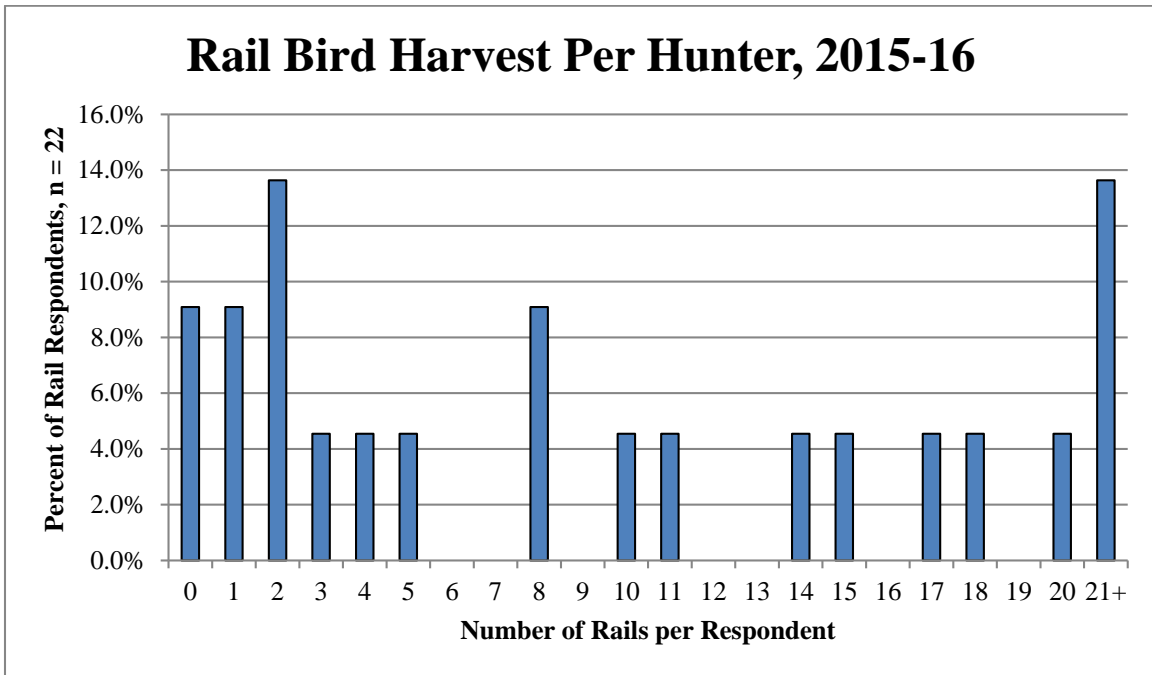
Question 13. Did you hunt for or harvest clapper, sora or Virginia rail birds between September 1 and November 7, 2015 (inclusive)?



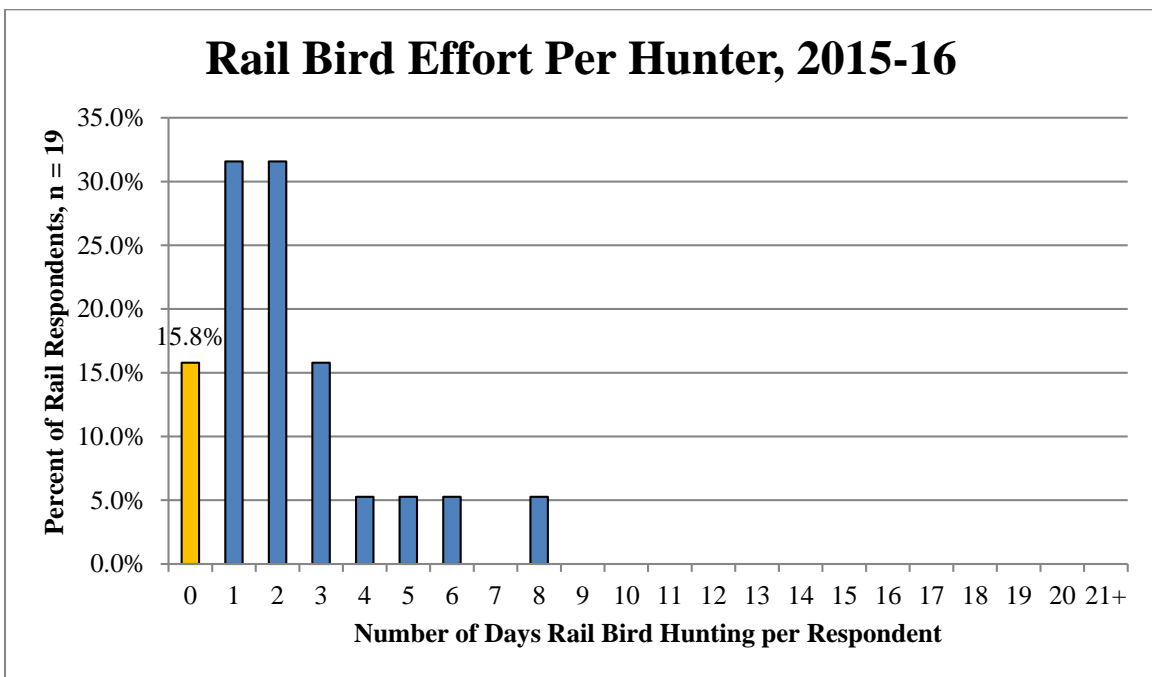
Number of Days Spent Hunting Rails / Rail Bird Harvest

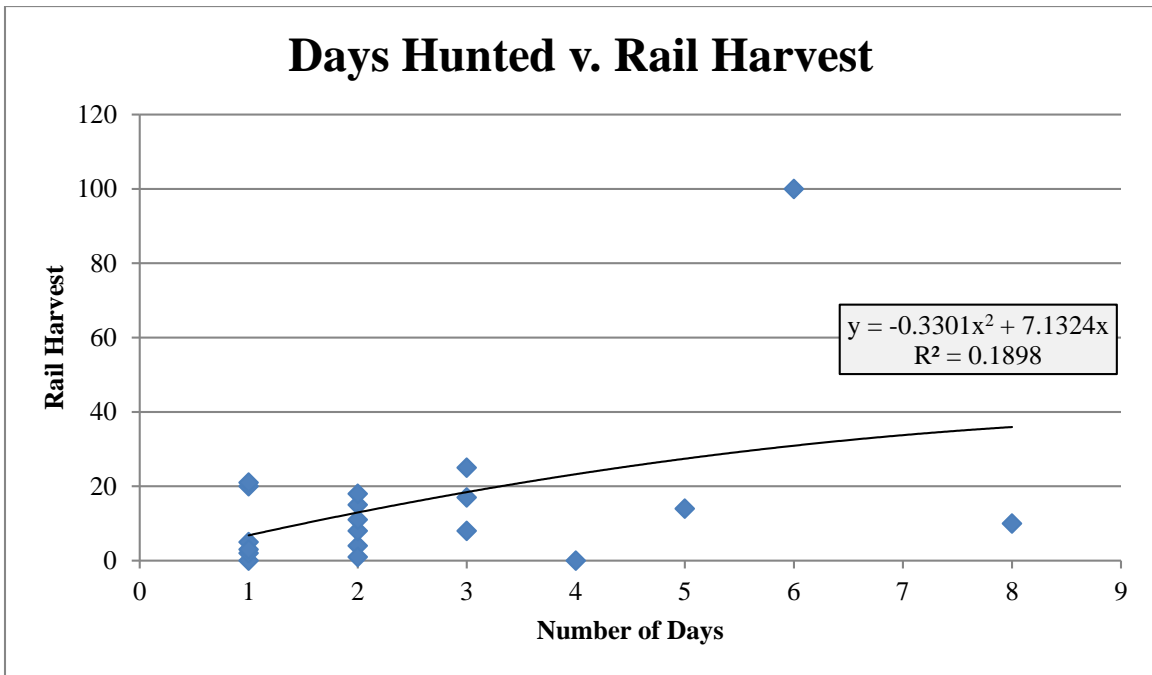
There were 59 days for which to hunt rail birds in New Jersey.

Question 14. How many total rail birds did you harvest in New Jersey?



Question 15. How many days did you hunt for rail birds in New Jersey? (Enter "0" if you were not specifically targeting for rail birds but harvested rail birds while hunting another game species).



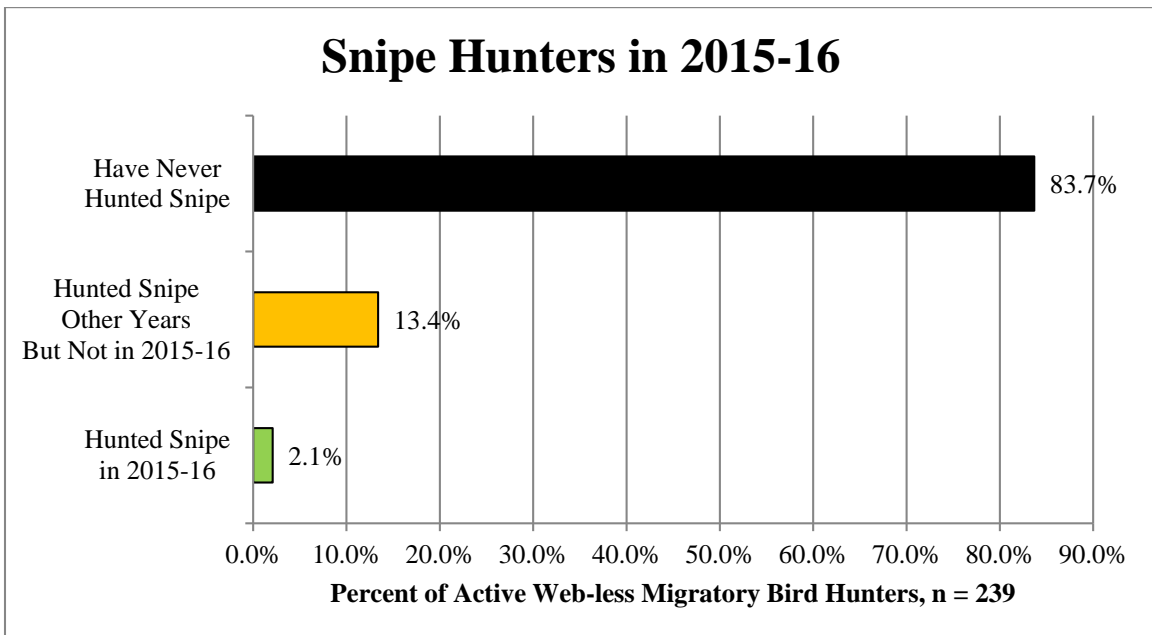


Question 16. In which New Jersey county did you primarily harvest rail birds?

Survey respondents reported harvesting rail birds in 6 of 21 counties with 65% coming from Cumberland County.

Snipe

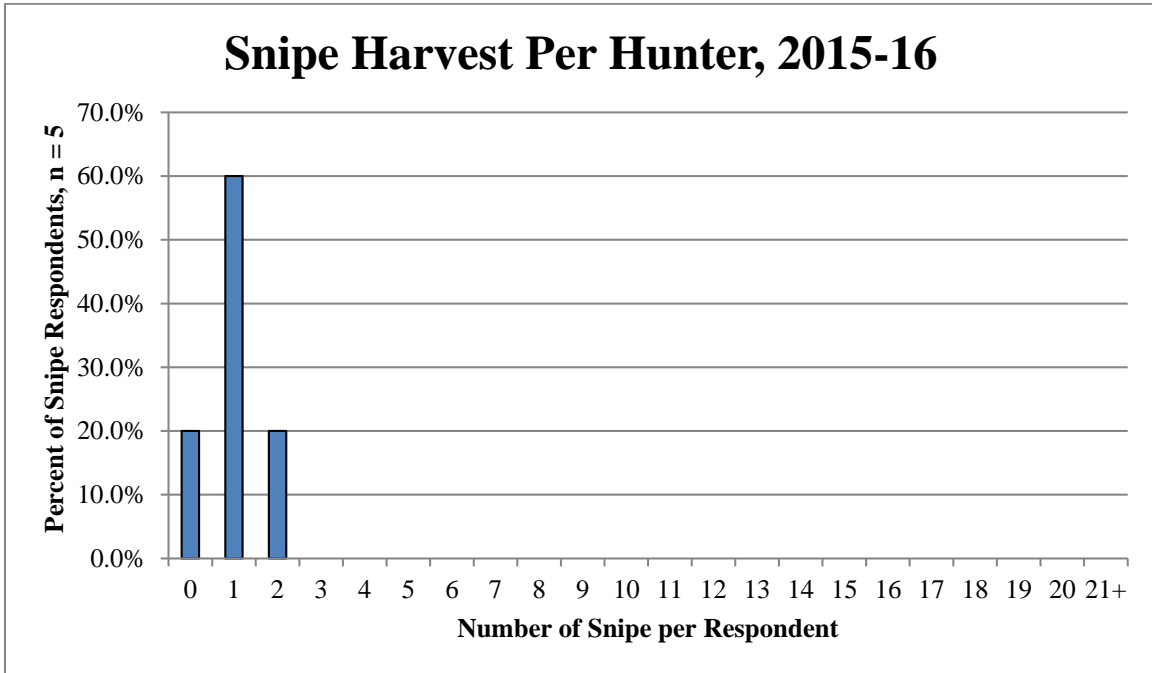
Question 17. Did you hunt for or harvest any common snipe in New Jersey between September 18, 2015 and January 2, 2016 (inclusive)?



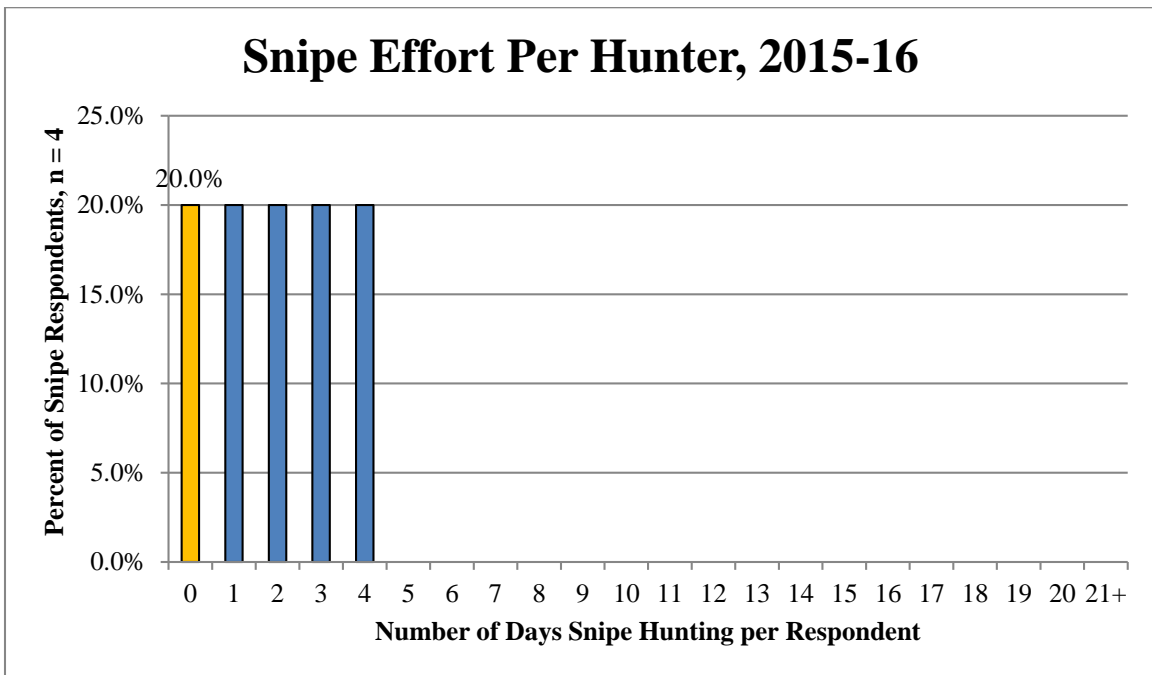
Number of Days Spent Hunting Snipe / Snipe Harvest

There were 107 days for which to hunt common snipe in New Jersey.

Question 18. How many snipe did you harvest in New Jersey?



Question 19. How many days did you hunt for snipe in New Jersey? (Enter "0" if you were not specifically hunting for snipe but harvested snipe while hunting another game species).



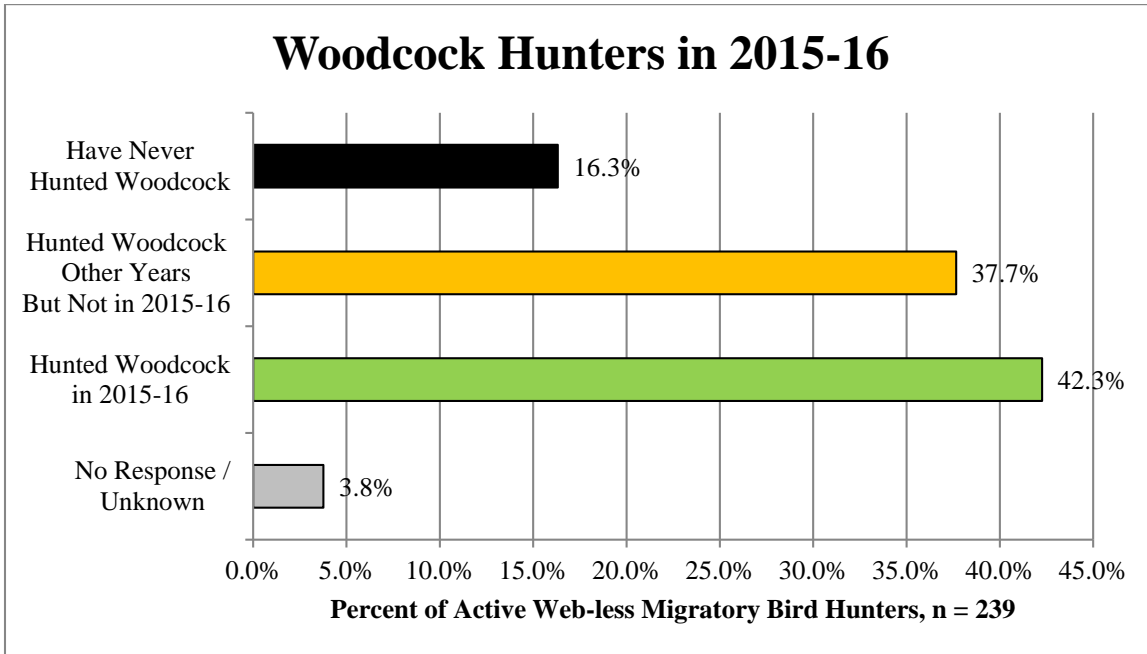
Question 20. In which New Jersey county did you primarily harvest snipe?

Survey respondents reported harvesting snipe in 3 of 21 counties with 60% coming from Sussex County.

Woodcock

Did You Know – New Jersey is the only state with a split season for woodcock?

Question 21. Did you hunt for or harvest woodcock in New Jersey between October 17, 2015 and January 1, 2016 (inclusive)?

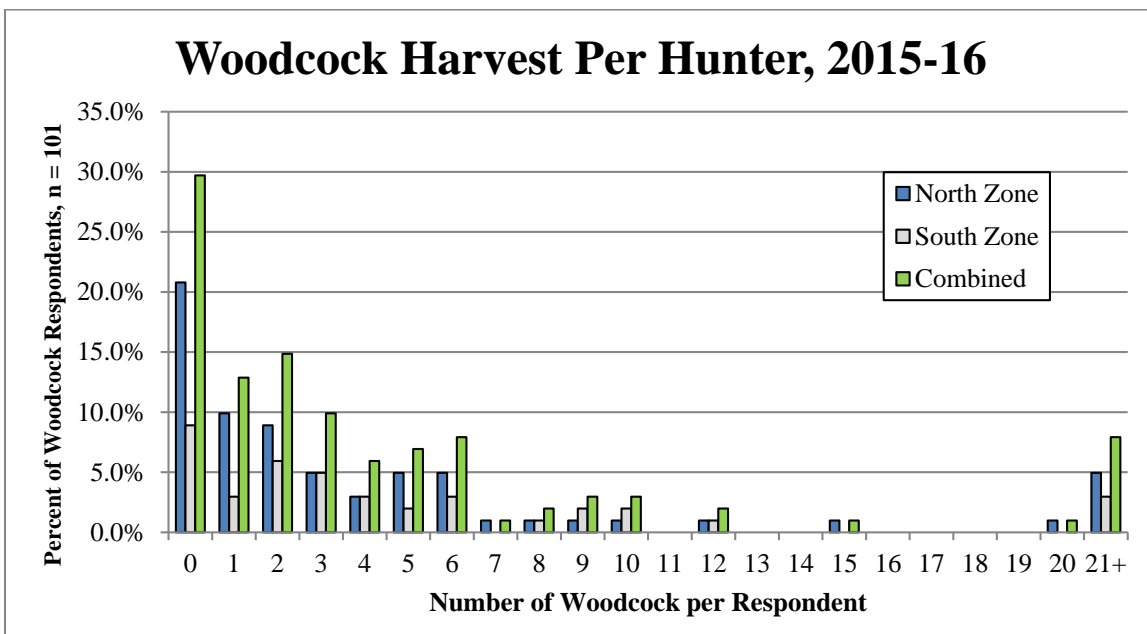


Number of Days Spent Woodcock Hunting / Woodcock Harvest

There were 31 days for which to hunt woodcock in each zone (the North Zone and South Zone are delineated by State Highway 70). The maximum number of woodcock hunting days was 49 (bot Zones were open November 1-21).

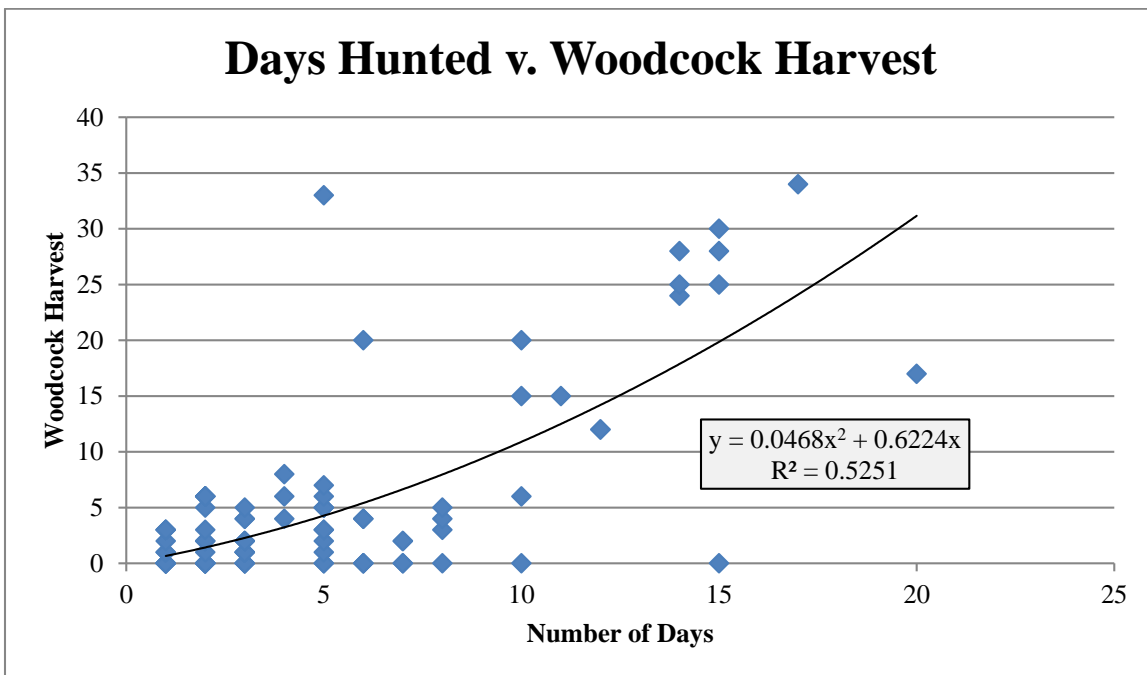
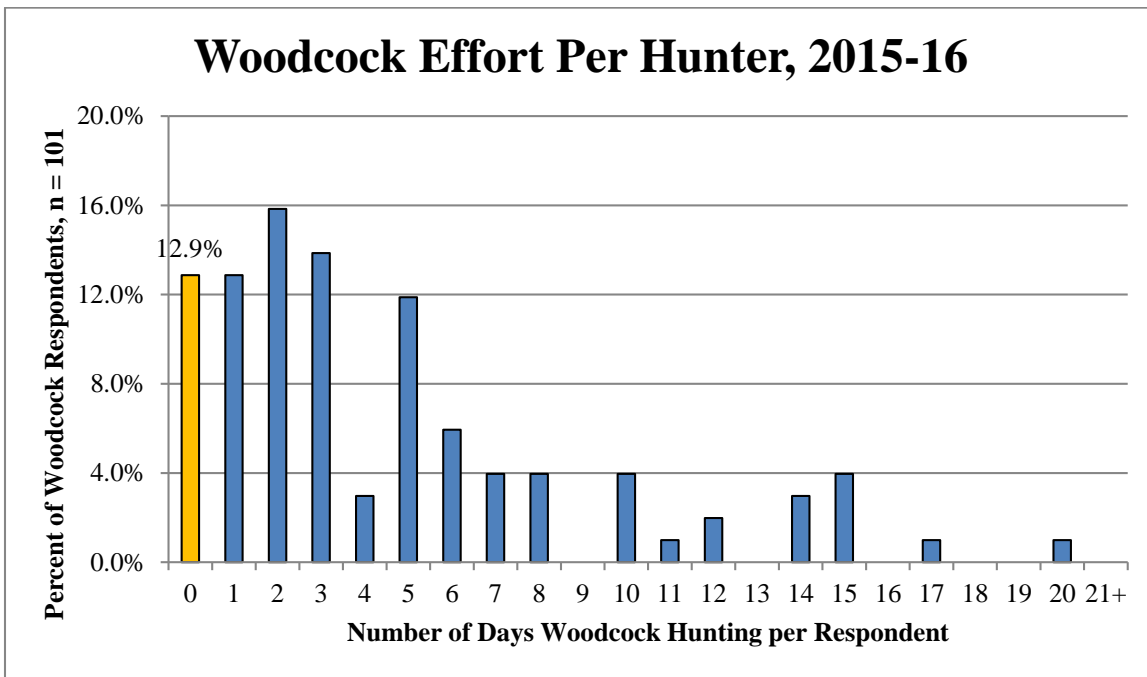
Question 22. How many woodcock did you harvest from New Jersey’s North Zone?

Question 25. How many woodcock did you harvest from New Jersey’s South Zone?



Question 23. How many days did you hunt woodcock in New Jersey's North Zone? (Enter "0" if you were not specifically hunting for woodcock but harvested woodcock while hunting another game species).

Question 26. How many days did you hunt woodcock in New Jersey's South Zone? (Enter "0" if you were not specifically hunting for woodcock but harvested woodcock while hunting another game species).



Question 24. In which northern New Jersey county did you primarily harvest woodcock?

Question 27. In which southern New Jersey county did you primarily harvest woodcock?

Survey respondents reported harvesting American woodcock in 15 of 21 counties with 78% of the harvest coming from Sussex, Cumberland, Cape May and Warren counties.

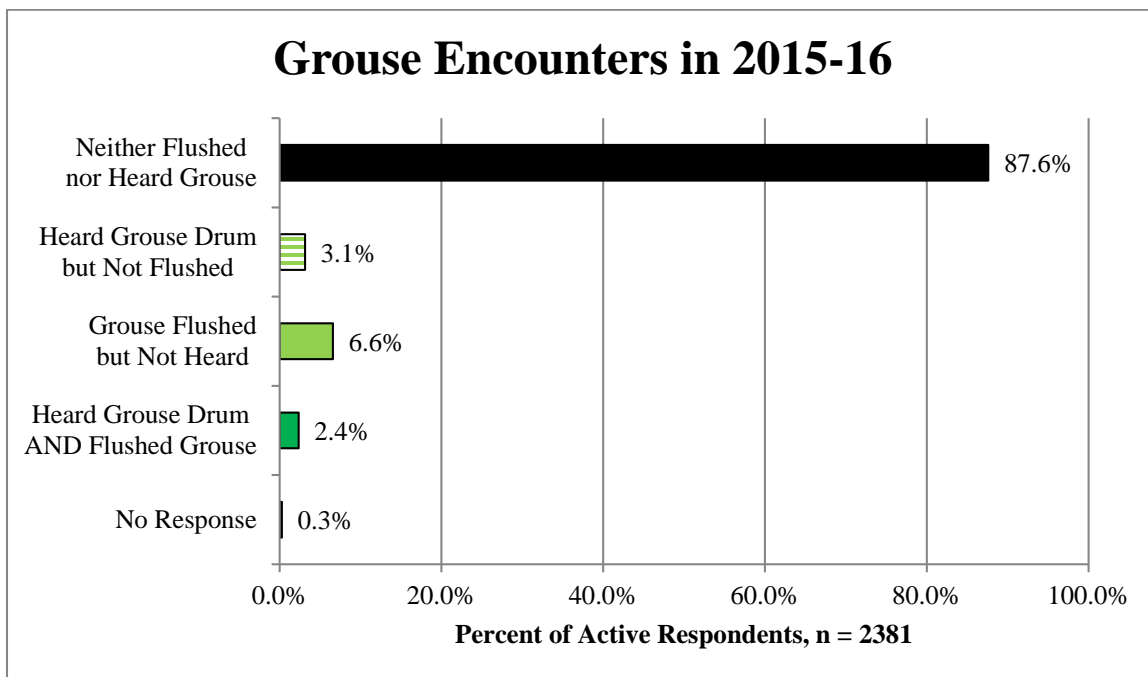
Upland Game Birds

Upland game birds with an open hunting season in New Jersey include ruffed grouse and wild turkey (the season for hunting wild bobwhite quail has been closed since 2012).

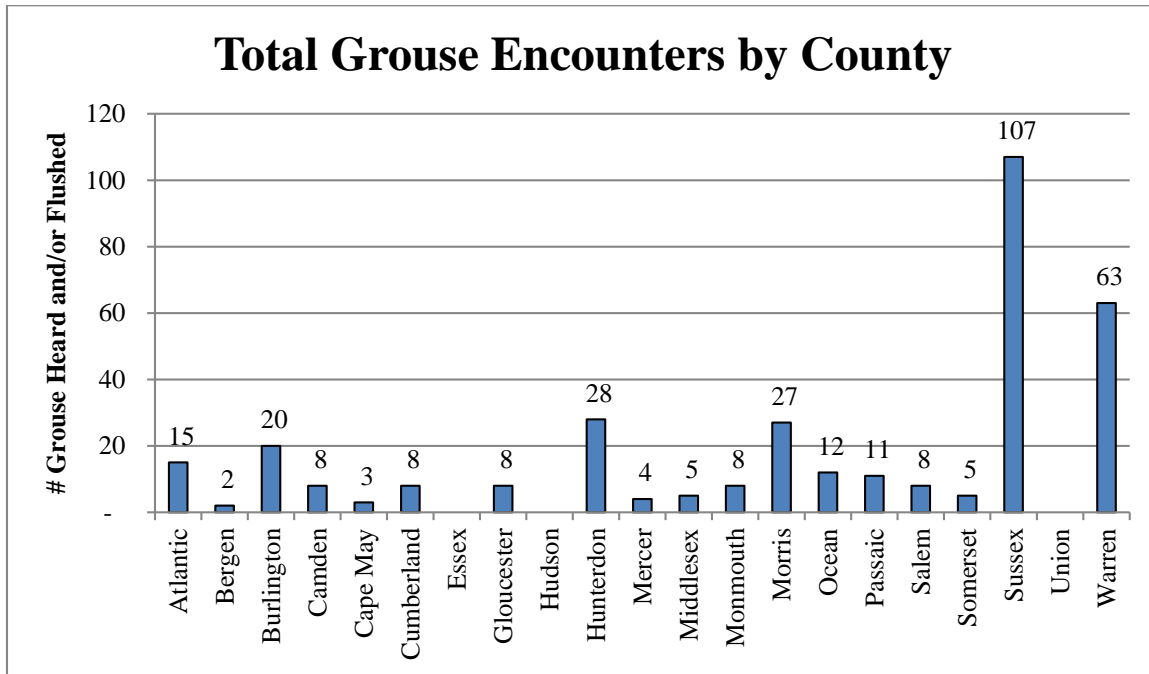
Pen-raised bobwhite quail and non-native game birds such as chukar partridge, Hungarian partridge and ring-necked pheasants are not included in this survey.

Grouse

Question 28. Did you flush any ruffed grouse or hear them drumming while hunting for any species during the 2015-16 seasons?

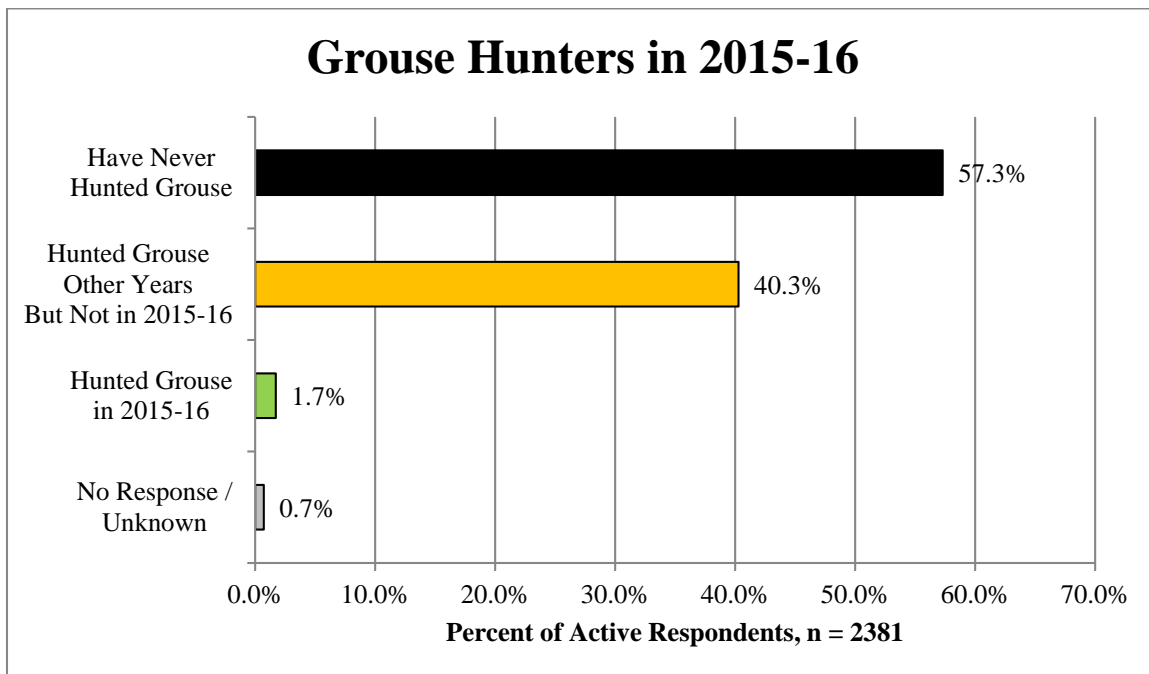


Question 29. If you heard grouse drumming or flushed grouse, in which county or counties did you encounter grouse? (Check all that apply)



Did You Know – Ruffed grouse are the most widely distributed North American grouse species, and is the state bird of Pennsylvania?

Question 30. Did you hunt for or harvest ruffed grouse in New Jersey between October 17 and December 31, 2015?

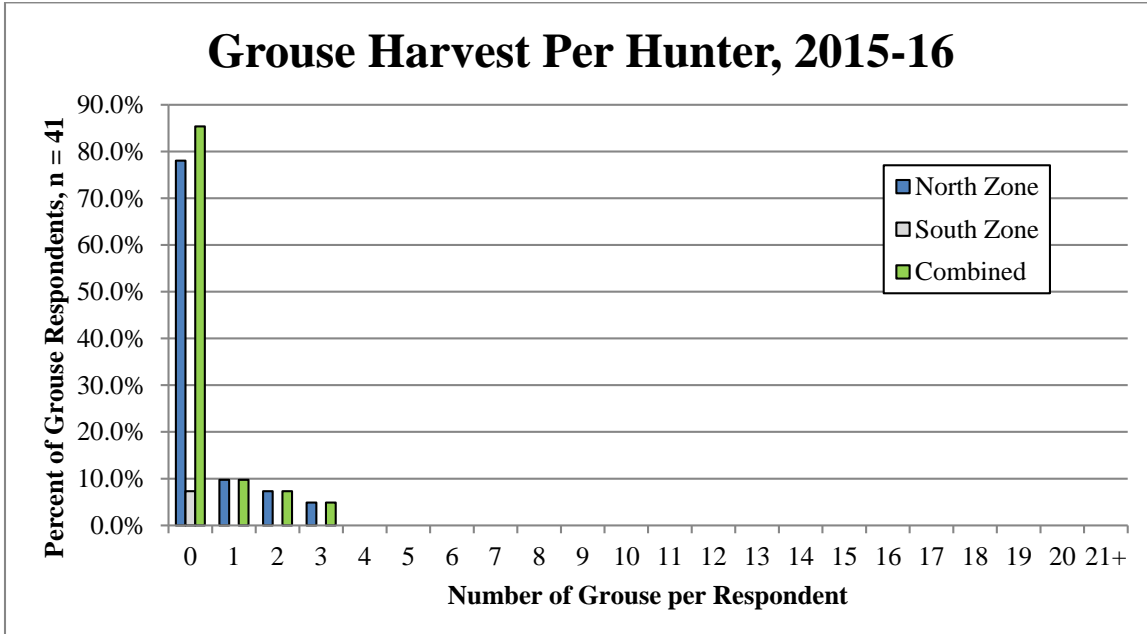


Number of Days Spent Grouse Hunting / Grouse Harvest

There were 51 days for which to hunt grouse in the North Zone, and 38 days to hunt grouse in the South Zone. The North and South Zones are delineated by State Highway 70.

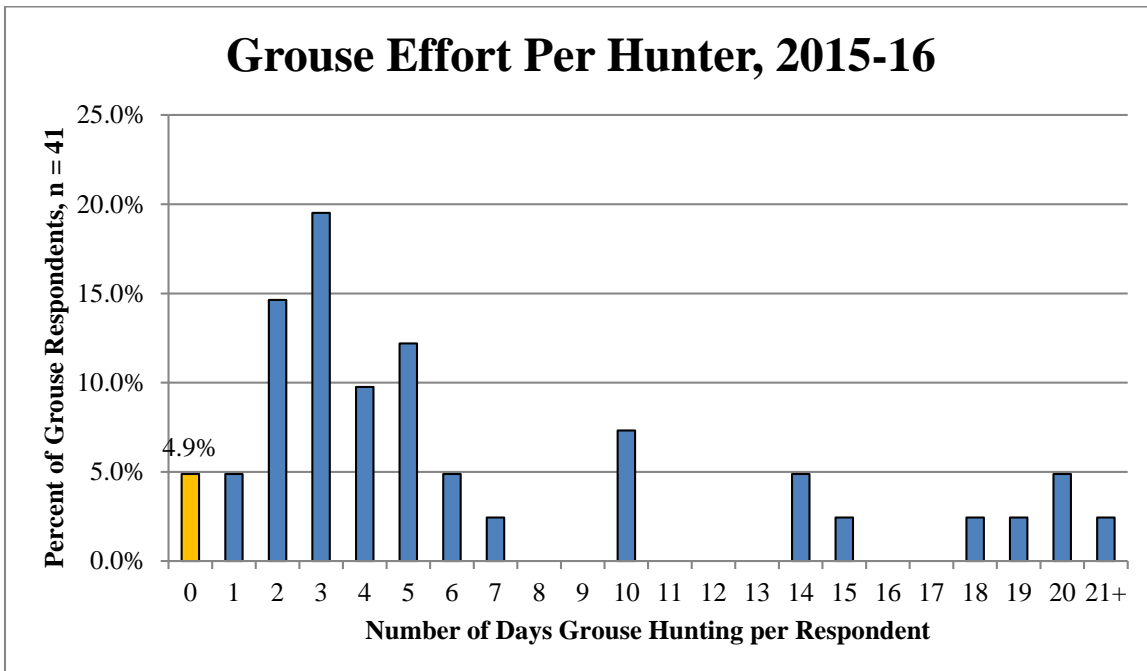
Question 31. How many grouse did you harvest from New Jersey’s North Zone?

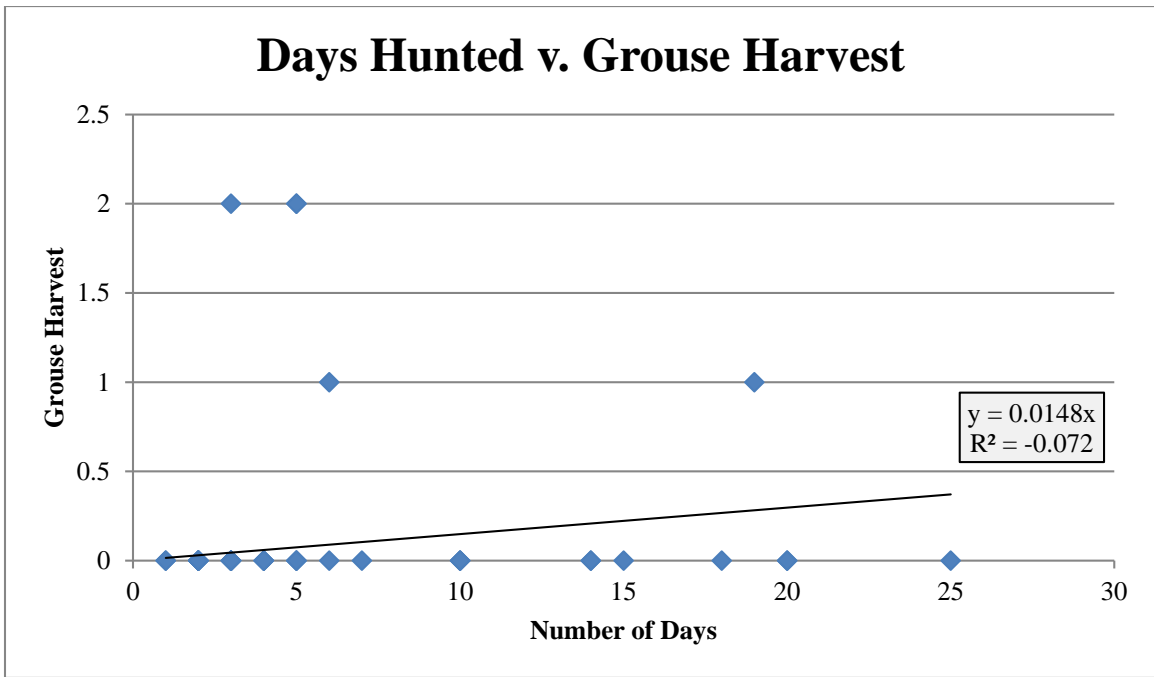
Question 34. How many grouse did you harvest from New Jersey’s South Zone?



Question 32. How many days did you hunt for grouse in New Jersey’s North Zone? (Enter “0” if you were not specifically hunting for woodcock but harvested woodcock while hunting another game species).

Question 35. How many days did you hunt for grouse in New Jersey’s South Zone? (Enter “0” if you were not specifically hunting for woodcock but harvested woodcock while hunting another game species).





Question 33. In which northern New Jersey county did you primarily harvest grouse?

Question 36. In which southern New Jersey county did you primarily harvest grouse?

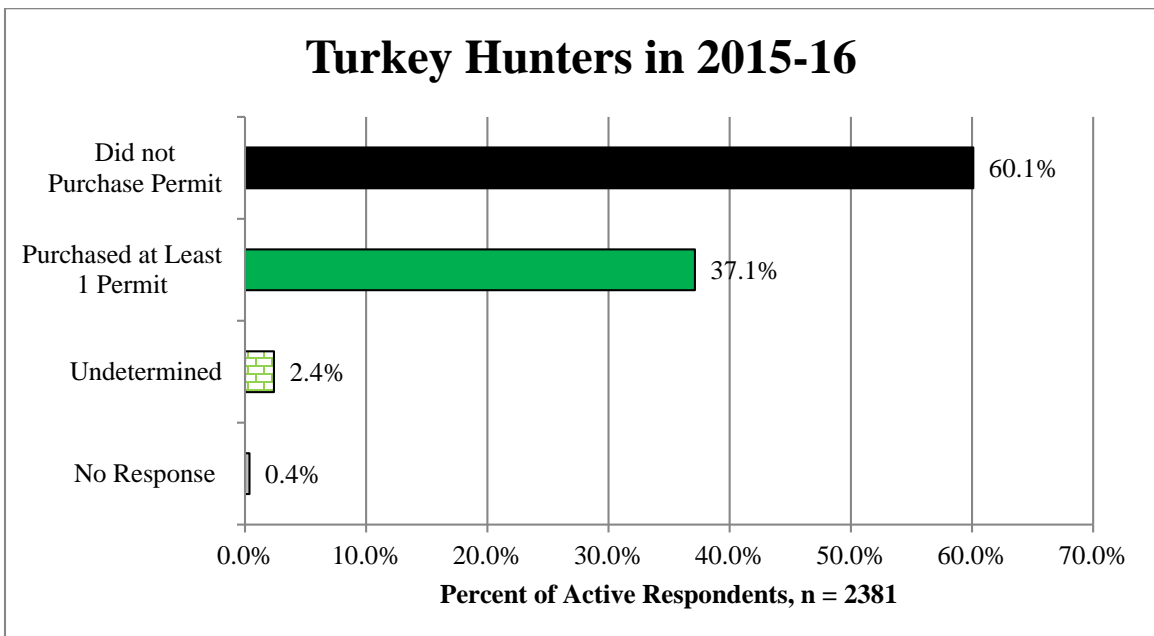
Survey respondents reported harvesting ruffed grouse in 3 of 21 counties (Sussex, Morris and Hunterdon)

Turkey

The Spring Gobbler Season was open in all Turkey Hunting Areas beginning April 18 (Youth) and ending May 22, 2015.

The Fall, Either-sex Turkey Season was open in all Turkey Hunting Areas during October 24-31, 2015.

Question 37. Did you purchase a permit for either the 2015 Spring Gobbler Season (Periods A-E and Youth) or the 2015 Fall Turkey Hunting Season (Period N)?



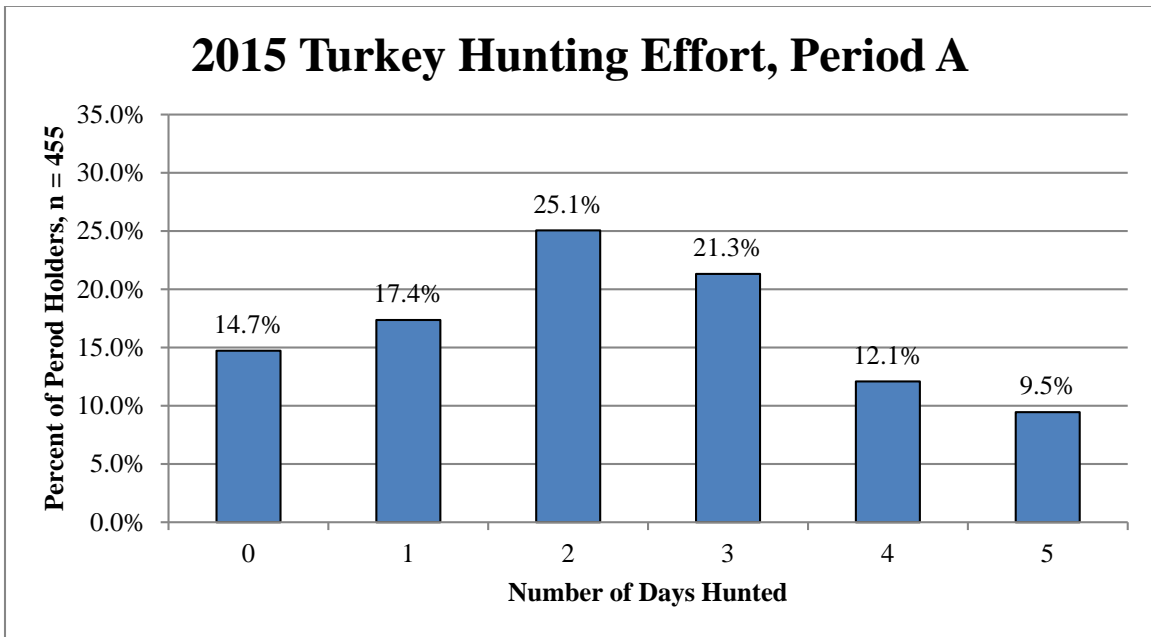
Number of Days Turkey Hunting

Successful turkey hunters are required to report their harvest, but we'd like some information on your hunting effort.

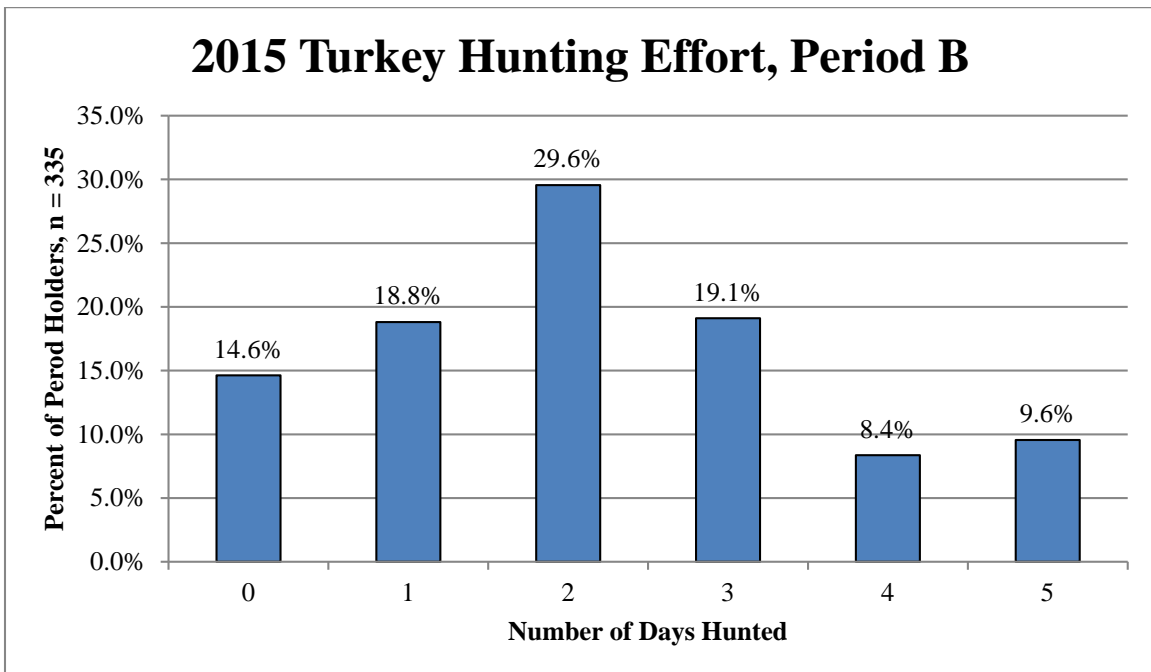
Question 38. If you had a Youth Turkey Permit, did you hunt turkey in New Jersey on April 18, 2015 (Period Y)?

There were 8 Youth respondents captured in the survey, and all 8 participated in turkey hunting on Youth Day in 2015.

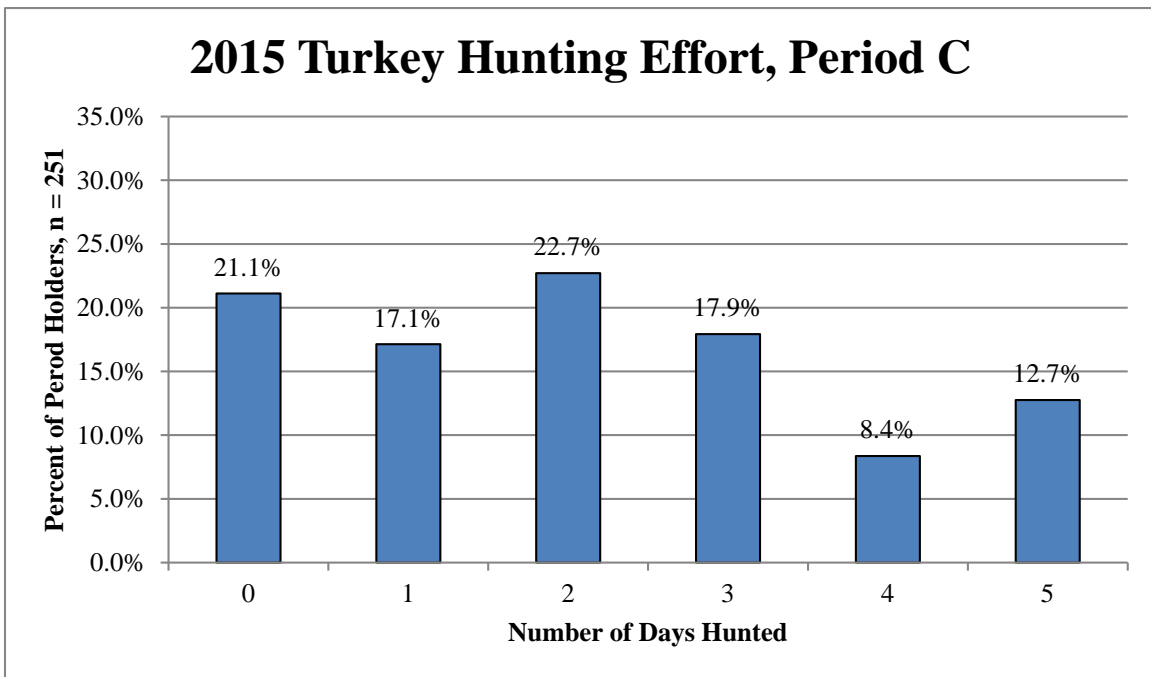
Question 39. How many days did you hunt for turkey in New Jersey between April 20-24, 2015 (Period A)?



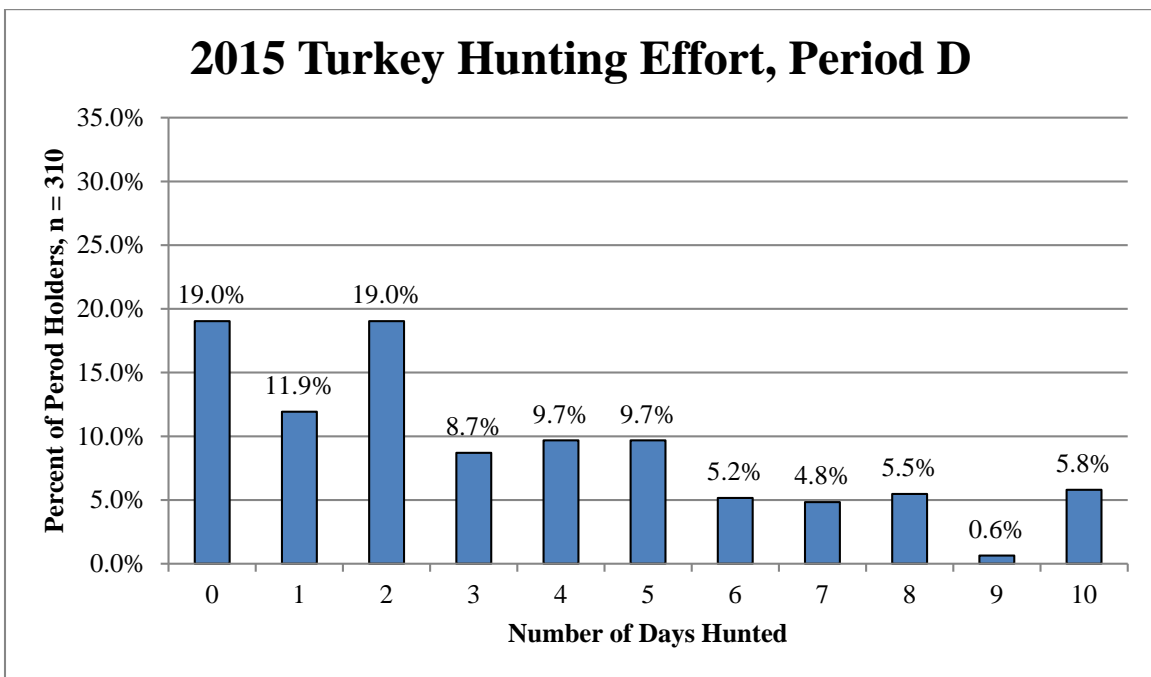
Question 40. How many days did you hunt for turkey in New Jersey between April 27-May 1, 2015 (Period B)?



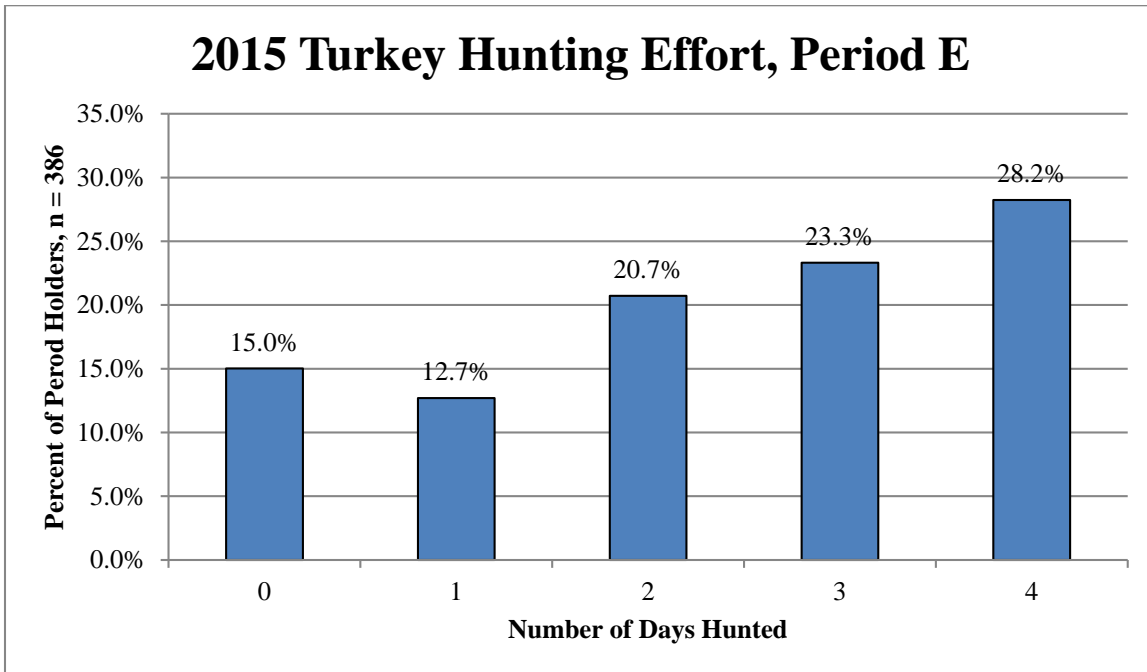
Question 41. How many days did you hunt for turkey in New Jersey between May 4-8, 2015 (Period C)?



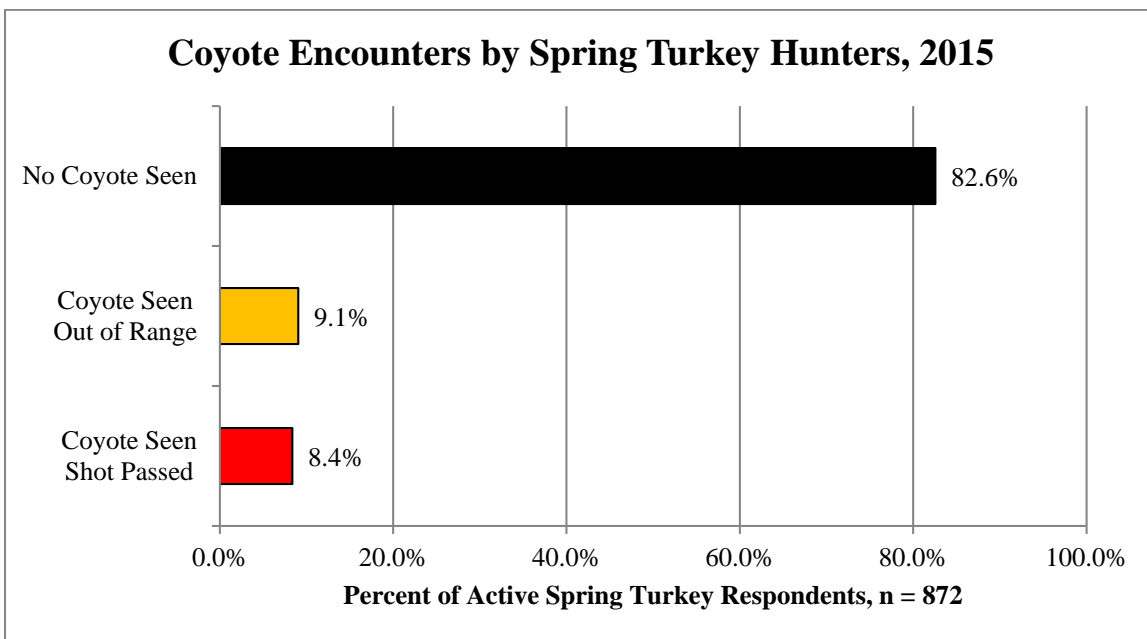
Question 42. How many days did you hunt for turkey in New Jersey between May 11-22, 2015 (Period D)?



Question 43. How many Saturdays did you hunt for turkey in New Jersey between April 25-May 16, 2015 (Period E)?



Question 44. While you were hunting for turkey during the Spring Gobbler season, did you pass on the opportunity to shoot at a coyote?

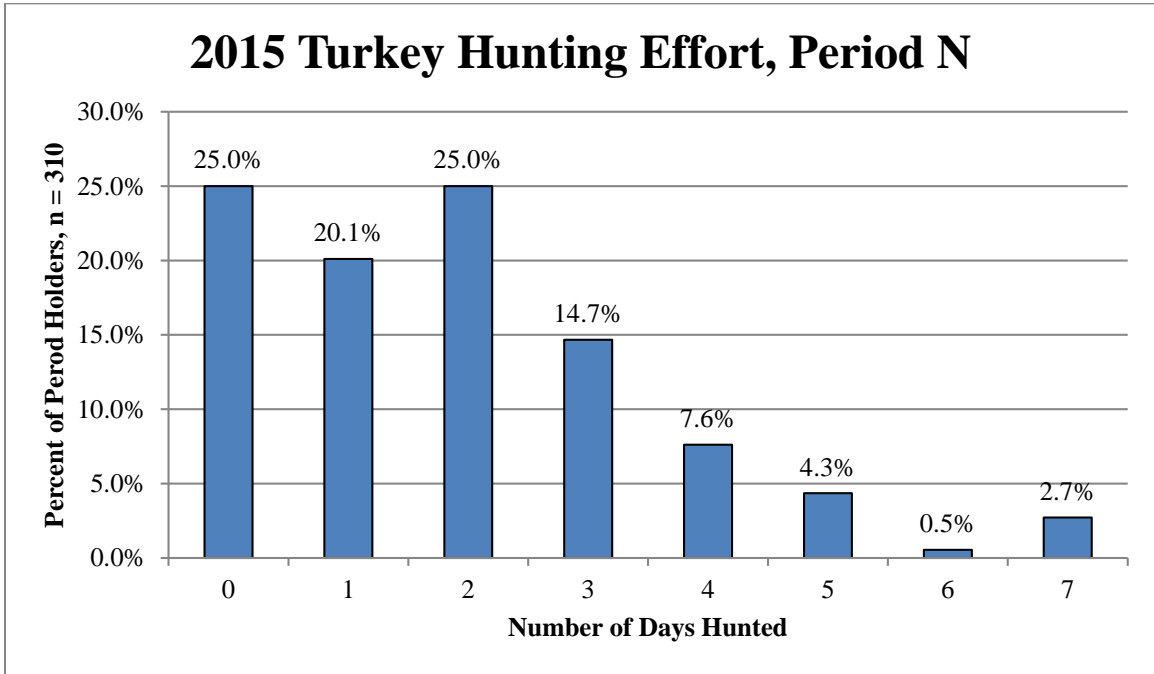


The number of active spring Turkey hunters seeing a coyote and passing on the opportunity to harvest a coyote was determined as:

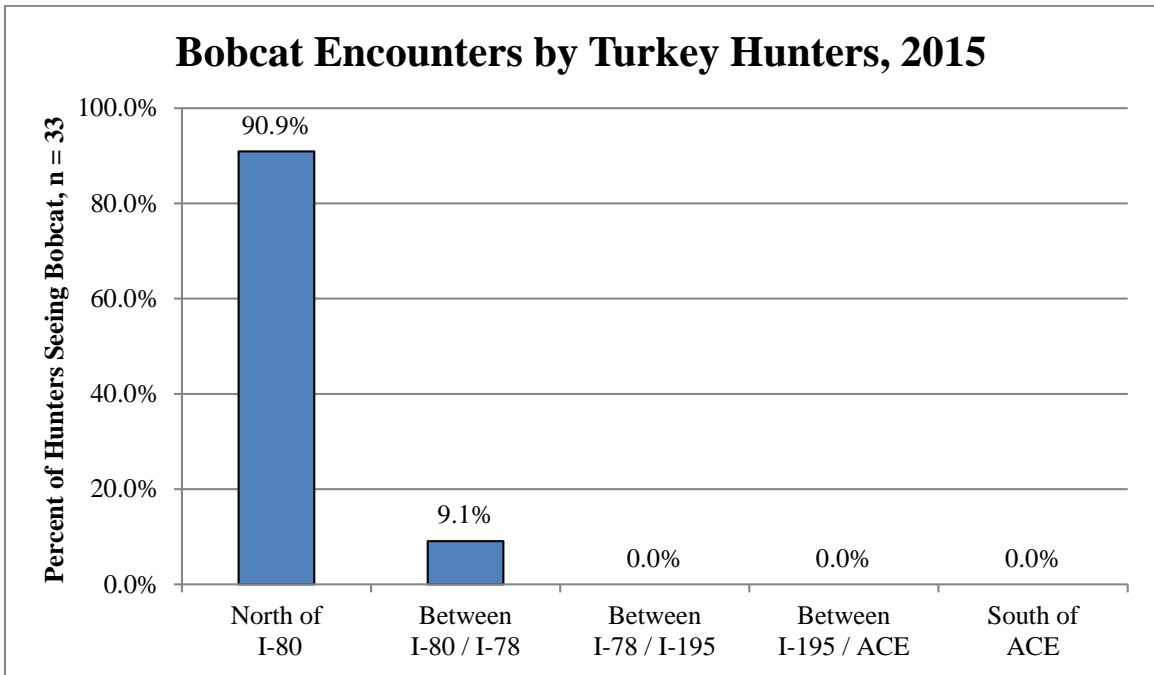
$$20,413 \text{ Active Turkey Hunters} * (152/872) = 3,558 \text{ Turkey Hunters seeing a coyote}$$

$$20,413 \text{ Active Turkey Hunters} * (73/872) = 1,709 \text{ Turkey Hunters passing the opportunity to harvest}$$

Question 45. How many days did you hunt for turkey in New Jersey from October 24-31, 2015 (Hunting Period N)?



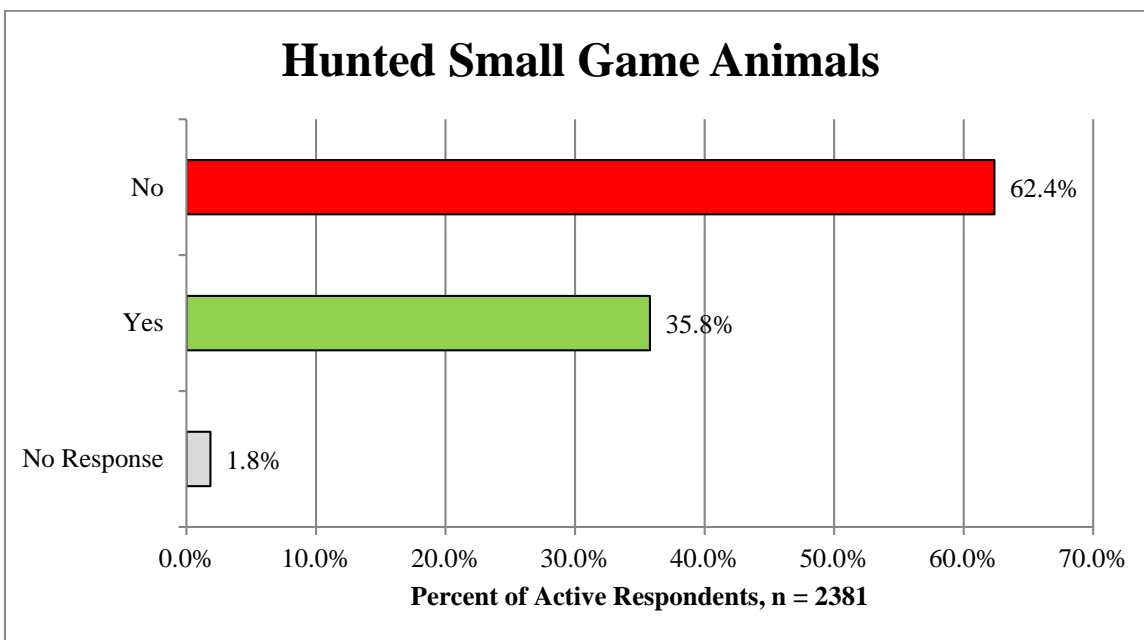
Question 46. Did you encounter a bobcat while you were turkey hunting during either the Spring Gobbler or Fall, Either-sex turkey season?



Small Game Mammals

Small game mammal species include cottontail rabbit, coyote, fox (both gray and red), gray squirrel, hare, jackrabbit, opossum, raccoon and woodchuck.

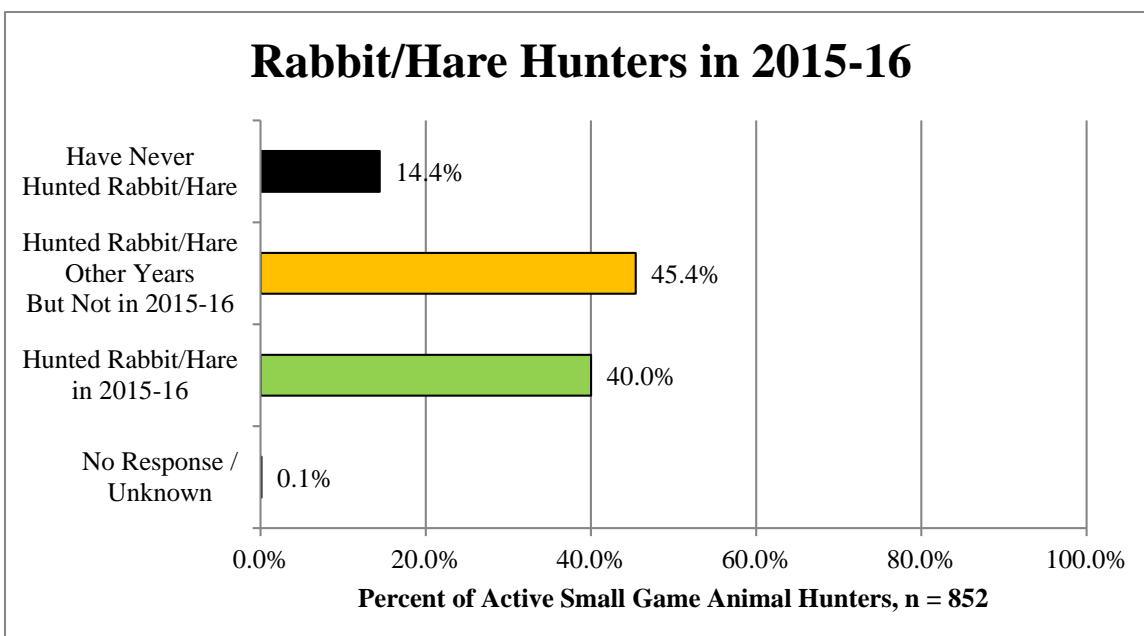
Question 47. Did you harvest or hunt for any of these species in New Jersey between March 16, 2015 and March 15, 2016?



Rabbit / Hare

Only the cottontail is native to New Jersey. Hares (black-tailed jackrabbit, white-tailed jackrabbit and European hare) were imported from western states during the 1960s or otherwise released by hunting clubs.

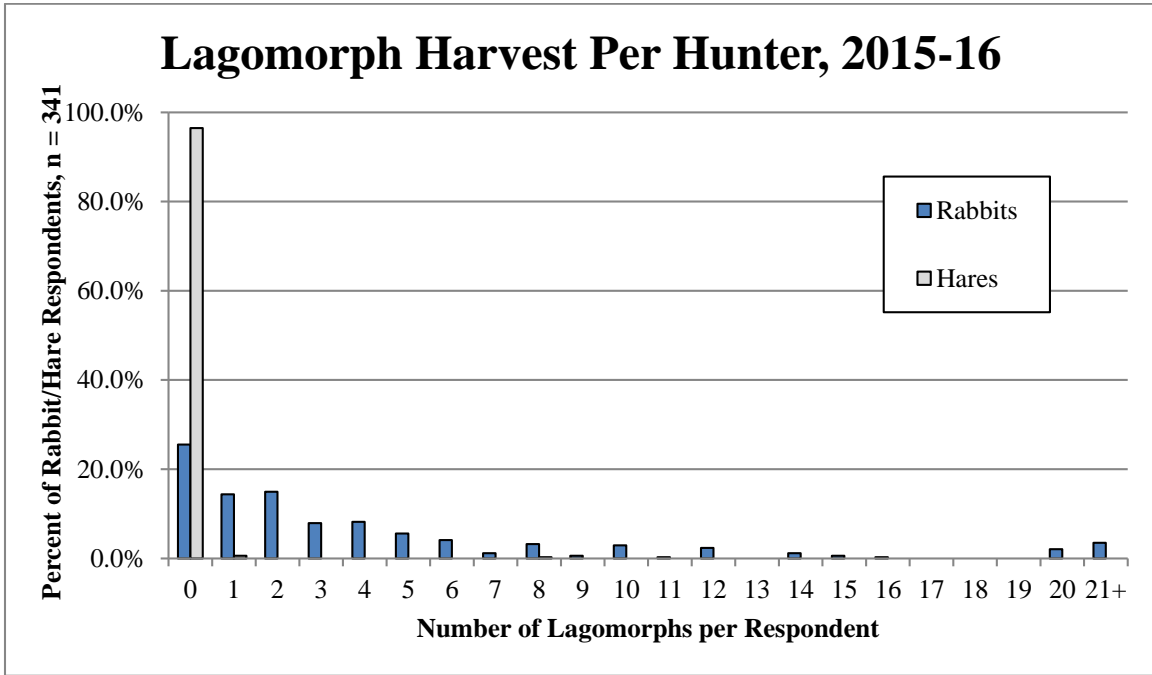
Question 48. Did you hunt for or harvest any rabbit, hare or jackrabbit in New Jersey between September 26, 2015 and February 20, 2016?



Number of Days Spent Rabbit Hunting / Rabbit Harvest

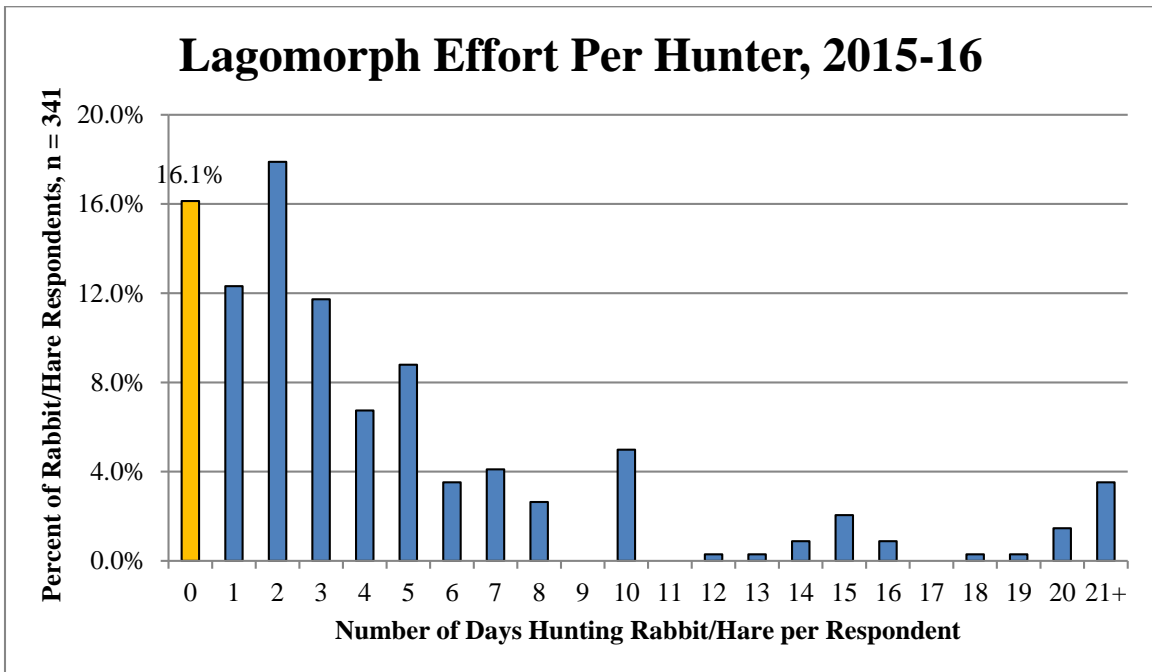
Question 49. How many cottontail rabbits did you harvest in New Jersey during 2015-16?

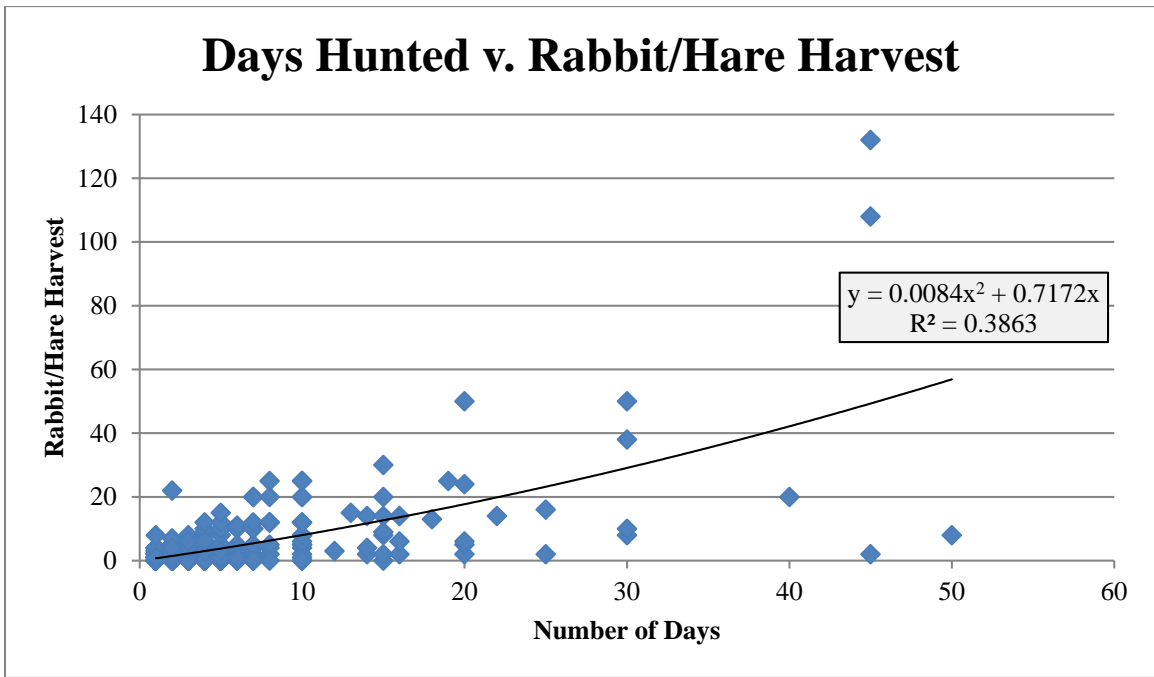
Question 52. How many jackrabbits or hares did you harvest in New Jersey during 2015-16?



Question 50. How many days did you hunt for cottontails in New Jersey during 2015-16? (Enter “0” if you were not specifically hunting rabbit / hare but harvested cottontail while hunting another game species).

Question 53. How many days did you hunt for jackrabbit or hare in New Jersey during 2015-16? (Enter “0” if you were not specifically hunting rabbit / hare but harvested jackrabbit or hare while hunting another game species).



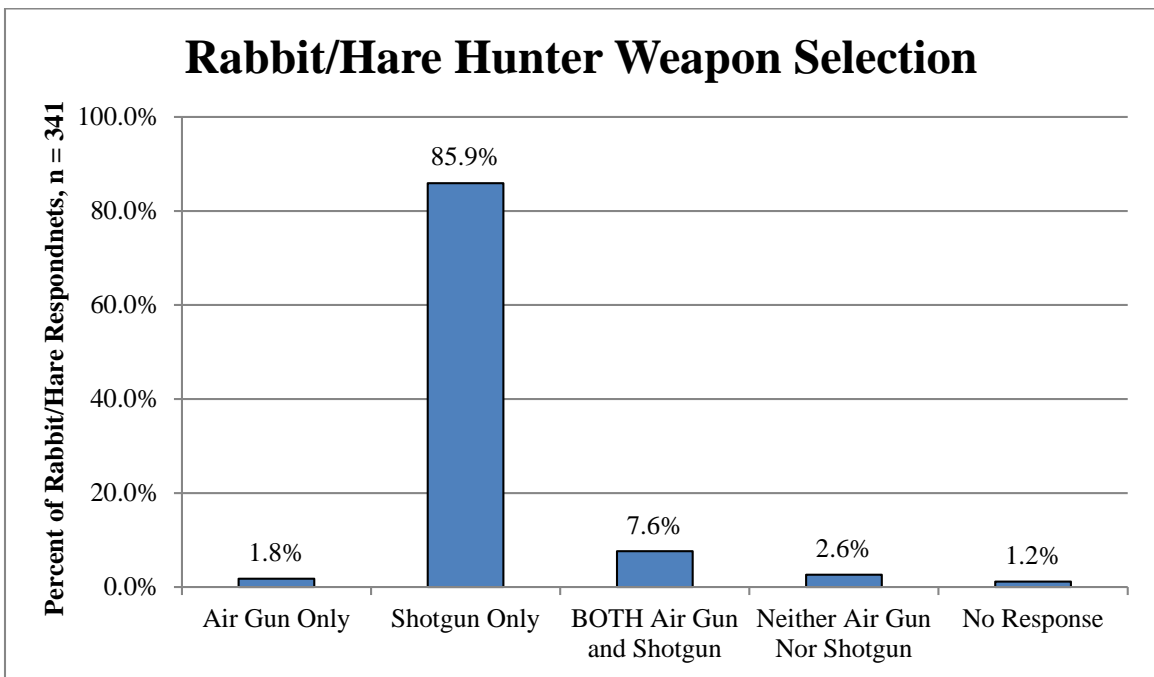


Question 51. In which New Jersey county did you primarily harvest cottontail?

Question 54. In which New Jersey county did you primarily harvest jackrabbit and/or hare?

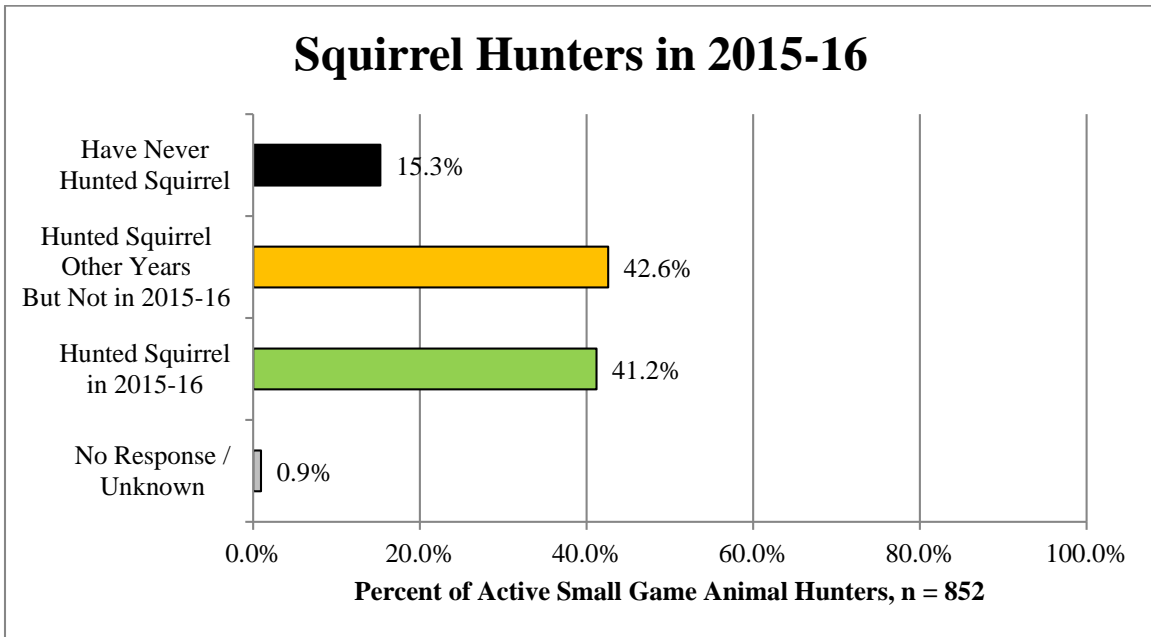
Survey respondents reported harvesting lagomorphs in 18 or 21 counties with 48% coming from Cumberland, Gloucester, Sussex and Mercer counties.

Question 55. Did you use an air gun or shotgun while rabbit / hare hunting in New Jersey during 2015-16?



Gray Squirrel

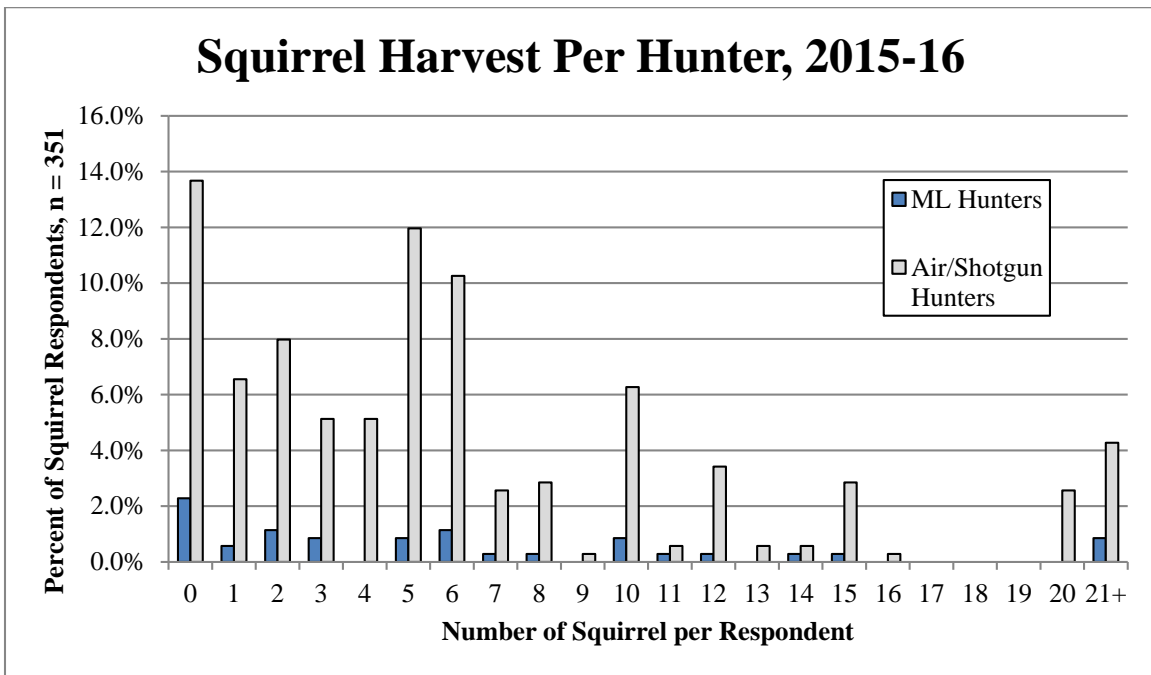
Question 56. Did you hunt for or harvest gray squirrel in New Jersey between September 26, 2015 and February 15, 2016?



Number of Days Spent Squirrel Hunting / Squirrel Harvest

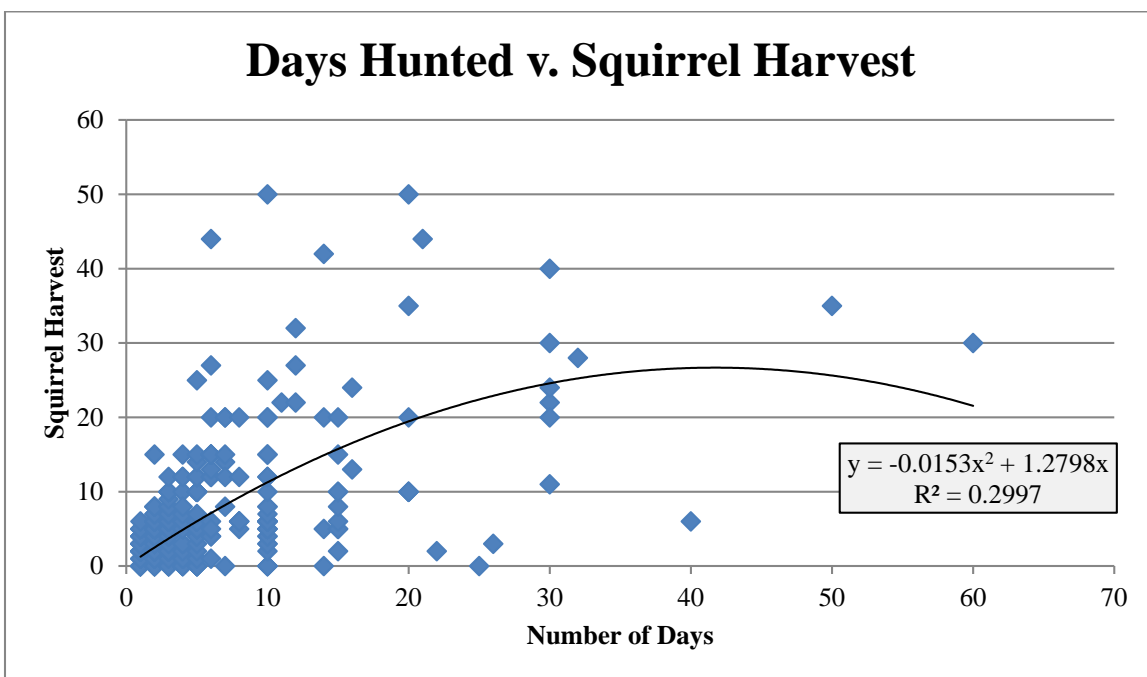
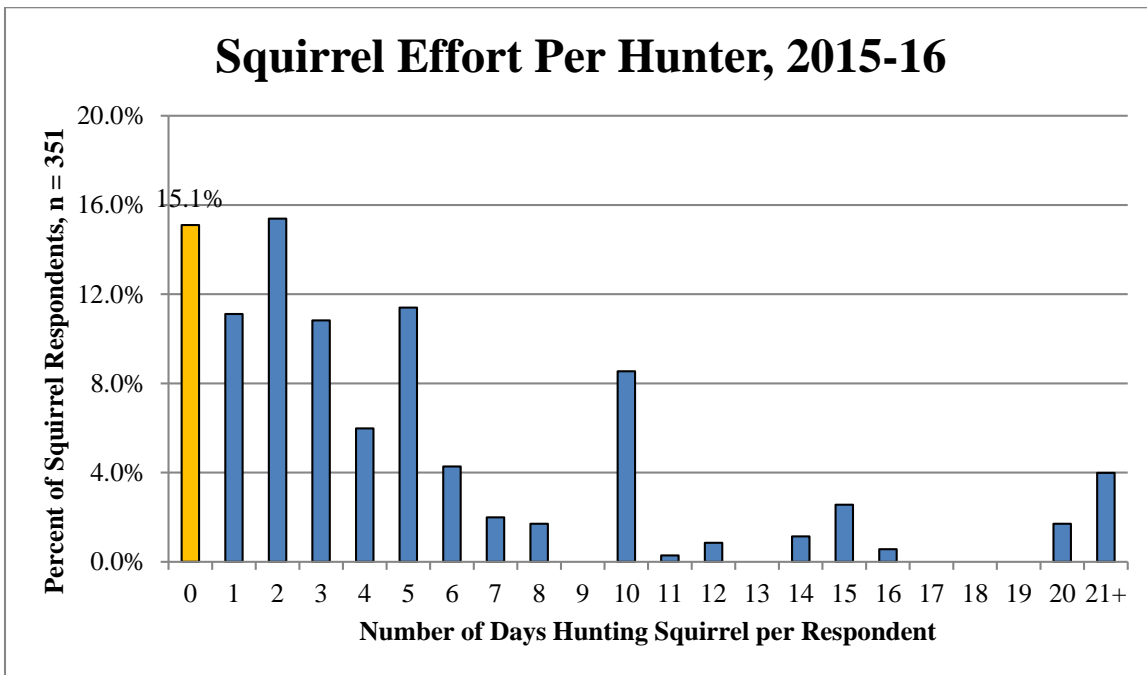
Question 57. How many squirrels did you harvest in New Jersey using a muzzleloading rifle during 2015-16?

Question 60. How many squirrels did you harvest in New Jersey using an air gun or shotgun during 2015-16?



Question 58. How many days did you hunt for squirrels in New Jersey with a muzzleloading rifle during 2015-16? (Enter "0" if you were not specifically hunting squirrel but harvested squirrel while hunting another game species).

Question 61. How many days did you hunt for squirrels in New Jersey with an air gun or shotgun during 2015-16? (Enter "0" if you were not specifically hunting squirrel but harvested squirrel while hunting another game species).

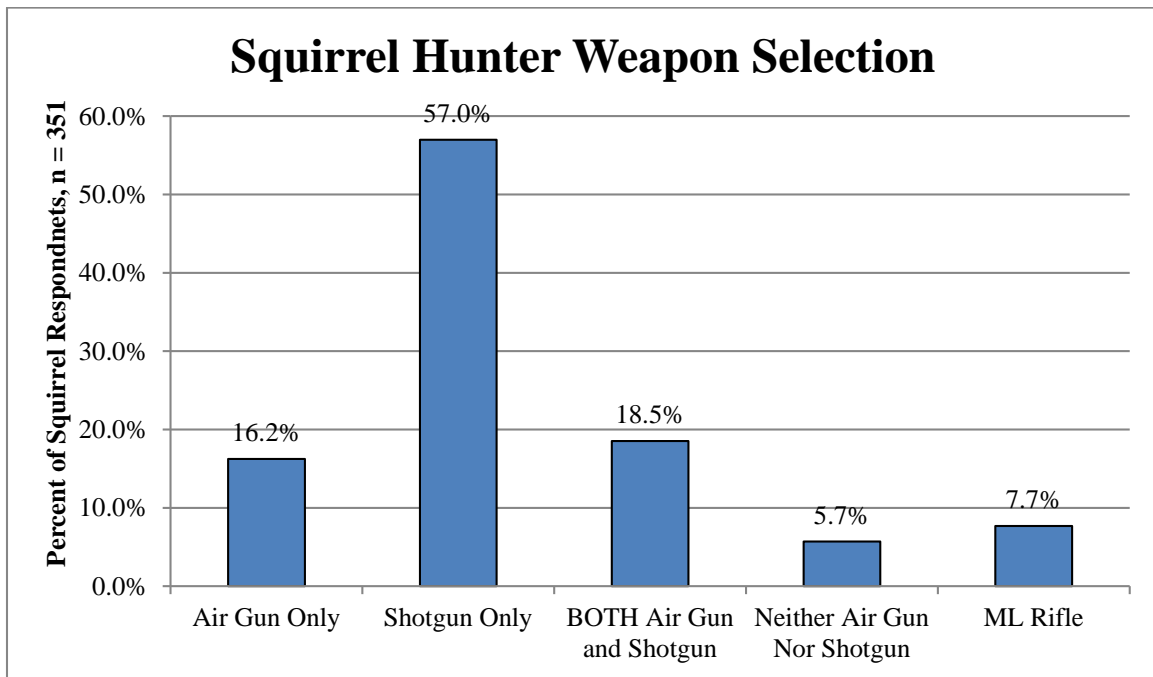


Question 59. In which New Jersey county did you primarily harvest squirrel using a muzzleloading rifle?

Question 62. In which New Jersey county did you primarily harvest squirrel with an air gun or shotgun?

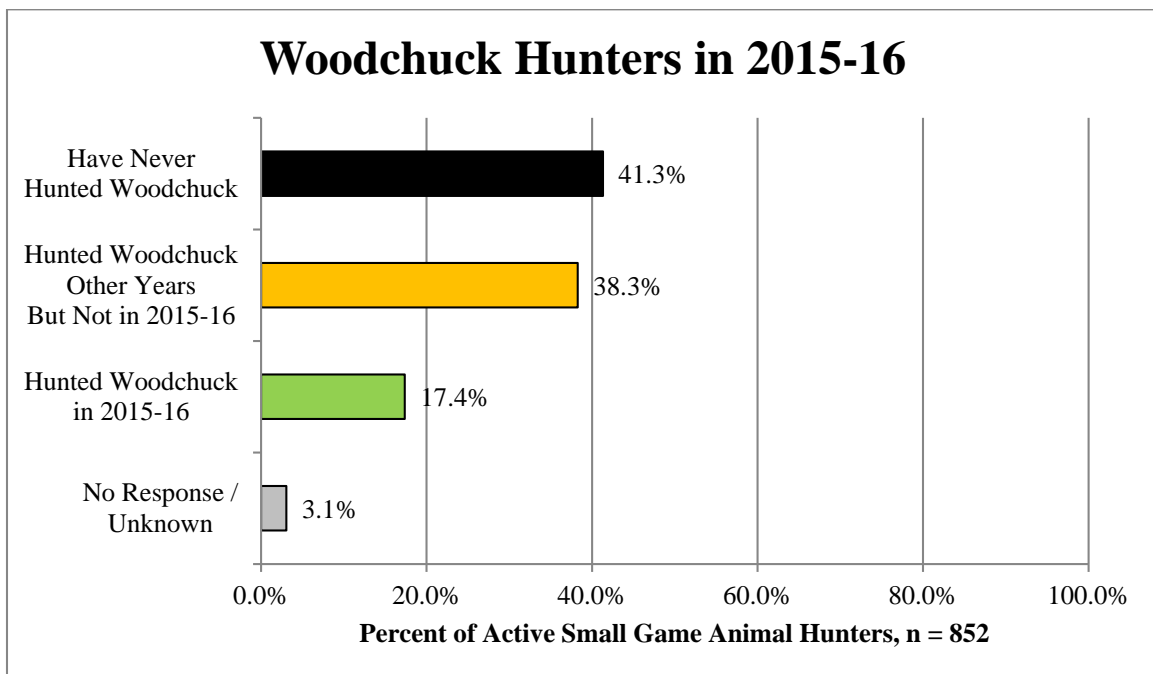
Survey respondents reported harvesting squirrels in 18 of 21 counties with 57% coming from Sussex, Warren, Burlington and Gloucester counties.

Question 63. Did you use an air gun or shotgun while squirrel hunting in New Jersey during 2015-16?



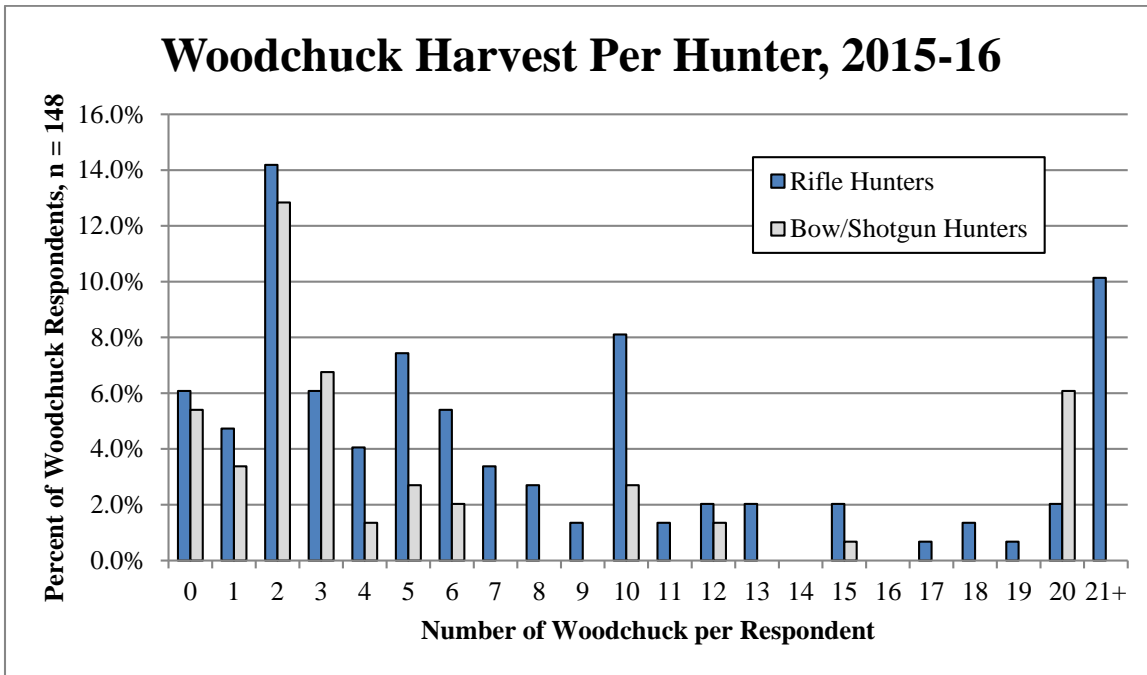
Woodchuck

Question 64. Did you hunt for or harvest woodchuck in New Jersey between March 2, 2015 and February 15, 2016?



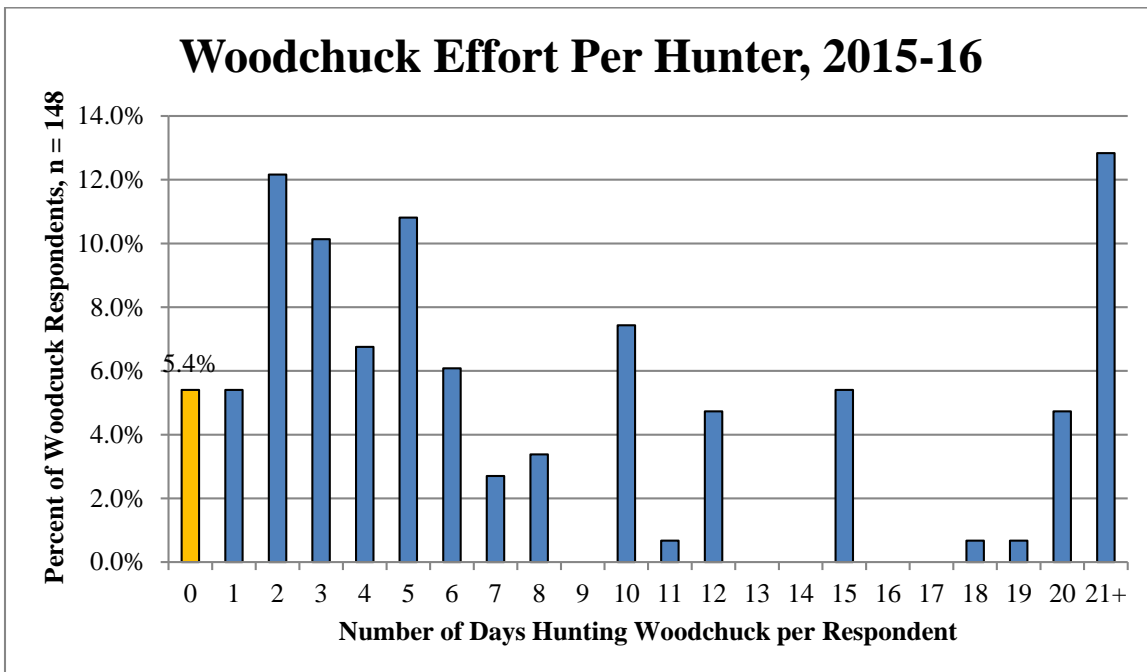
Question 65. How many woodchuck did you harvest in New Jersey using a rifle between March 2-September 30, 2015 and between March 1-19, 2016 (inclusive)?

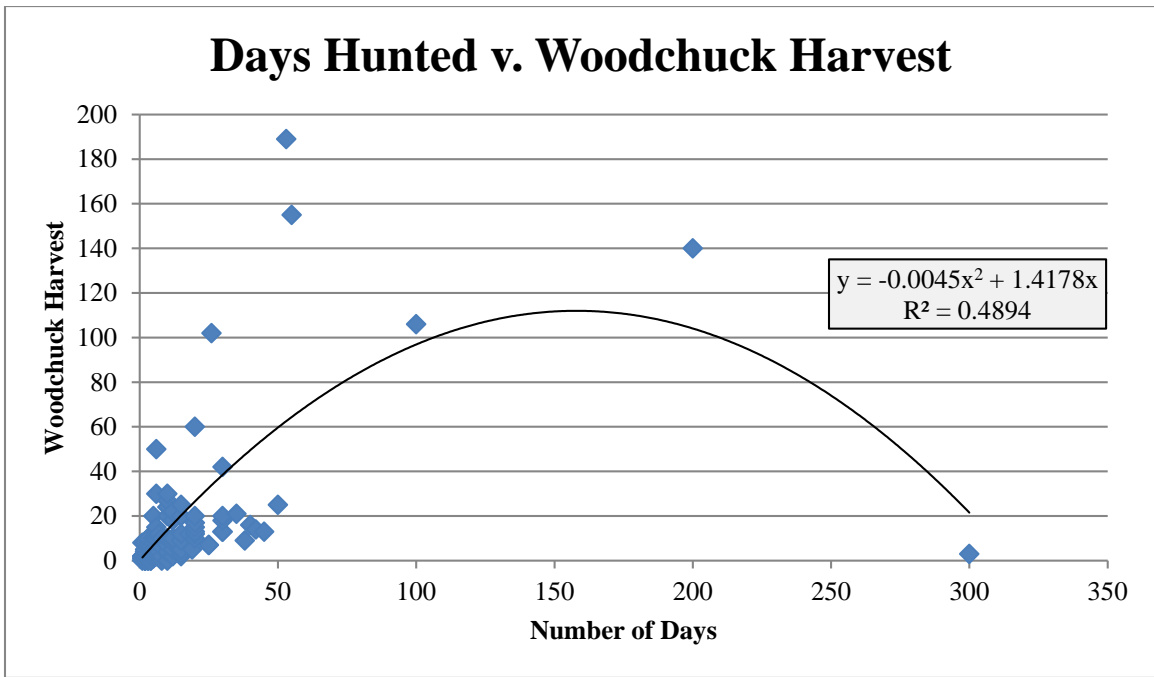
Question 68. How many woodchuck did you harvest in New Jersey using a bow or shotgun between March 2, 2015 and March 19, 2016?



Question 66. How many days did you hunt for woodchuck with a rifle in New Jersey between March 2-September 30, 2015 and between March 1-19, 2016 (inclusive)? (Enter "0" if you were not specifically hunting woodchuck but harvested woodchuck while hunting another game species).

Question 69. How many days did you hunt for woodchuck in New Jersey with a bow or shotgun between March 2, 2015 and March 19, 2016? (Enter "0" if you were not specifically hunting woodchuck but harvested woodchuck while hunting another game species).





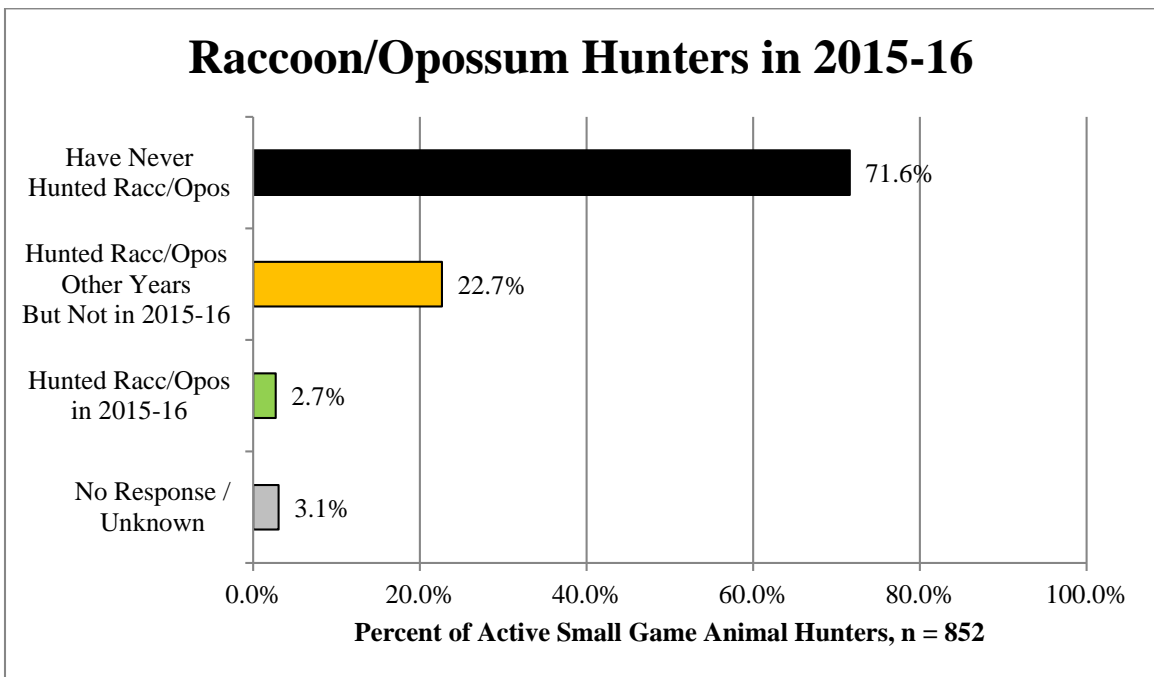
Question 67. In which New Jersey county did you primarily harvest woodchuck using a rifle?

Question 70. In which New Jersey county did you primarily harvest squirrel with a bow or shotgun?

Survey respondents reported harvesting woodchucks in 16 of 21 counties with 60% coming from Burlington, Salem, Gloucester and Sussex counties.

Raccoon / Opossum

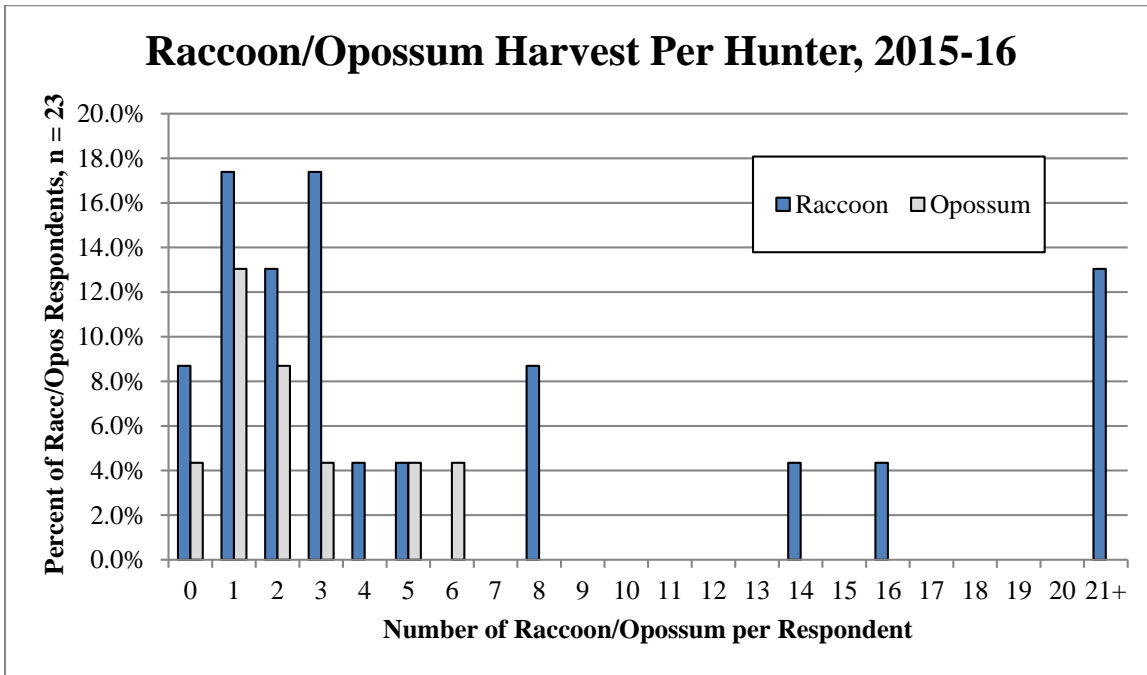
Question 71. Did you hunt for or harvest raccoon / opossum in New Jersey between October 1, 2015 and March 1, 2016 (inclusive)?



Number of Days Spent Raccoon or Opossum Hunting / Raccoon and Opossum Harvest

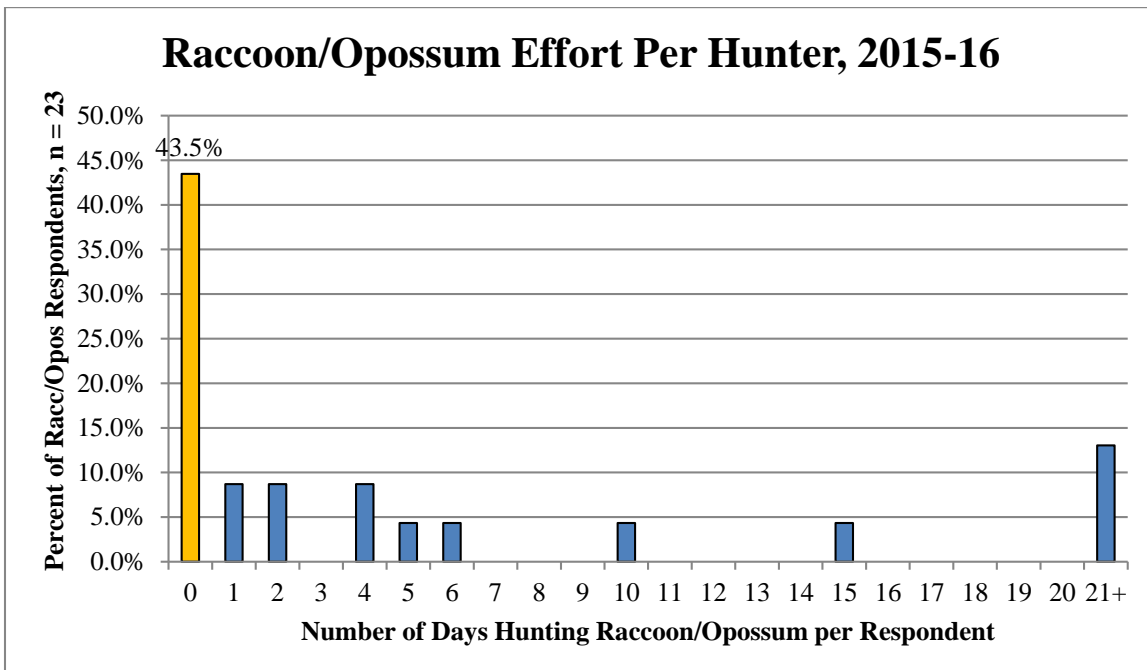
Question 72. How many opossum did you harvest in New Jersey between October 1, 2015 and March 1, 2016?

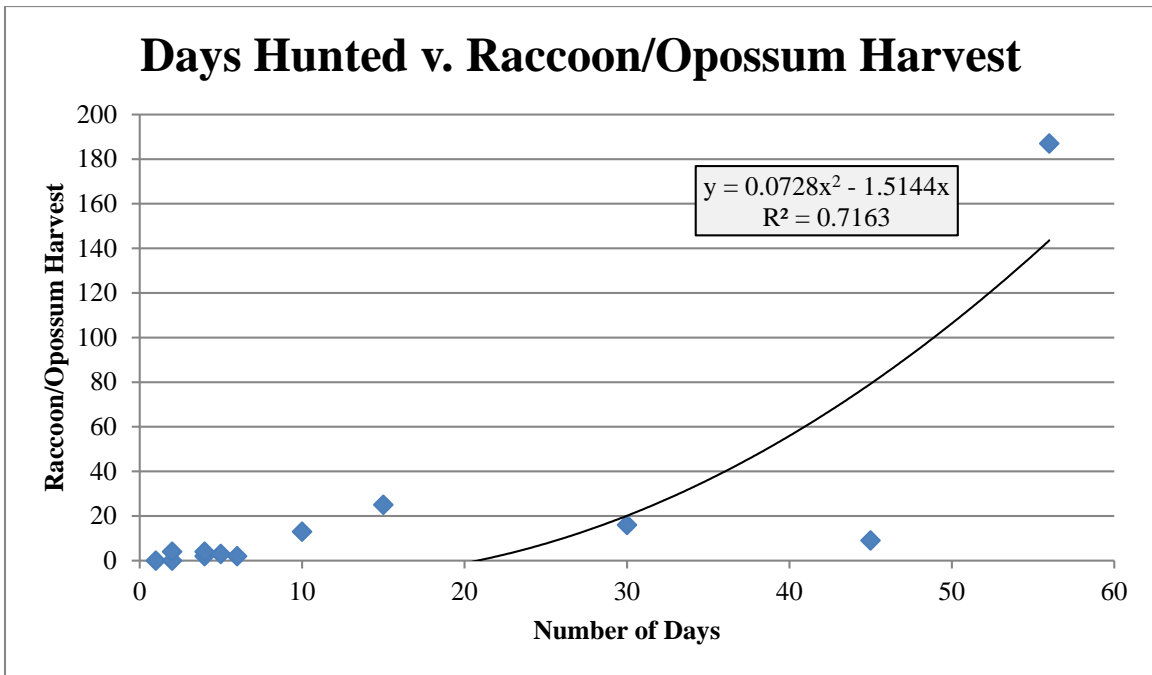
Question 75. How many raccoon did you harvest in New Jersey between October 1, 2015 and March 1, 2016?



Question 73. How many nights did you hunt for opossum in New Jersey between October 1, 2015 and March 1, 2016? (Enter "0" if you were not specifically hunting for opossum but harvested opossum while pursuing another game species).

Question 76. How many nights did you hunt for raccoon in New Jersey between October 1, 2015 and March 1, 2016? (Enter "0" if you were not specifically hunting for raccoon but harvested raccoon while pursuing another game species).





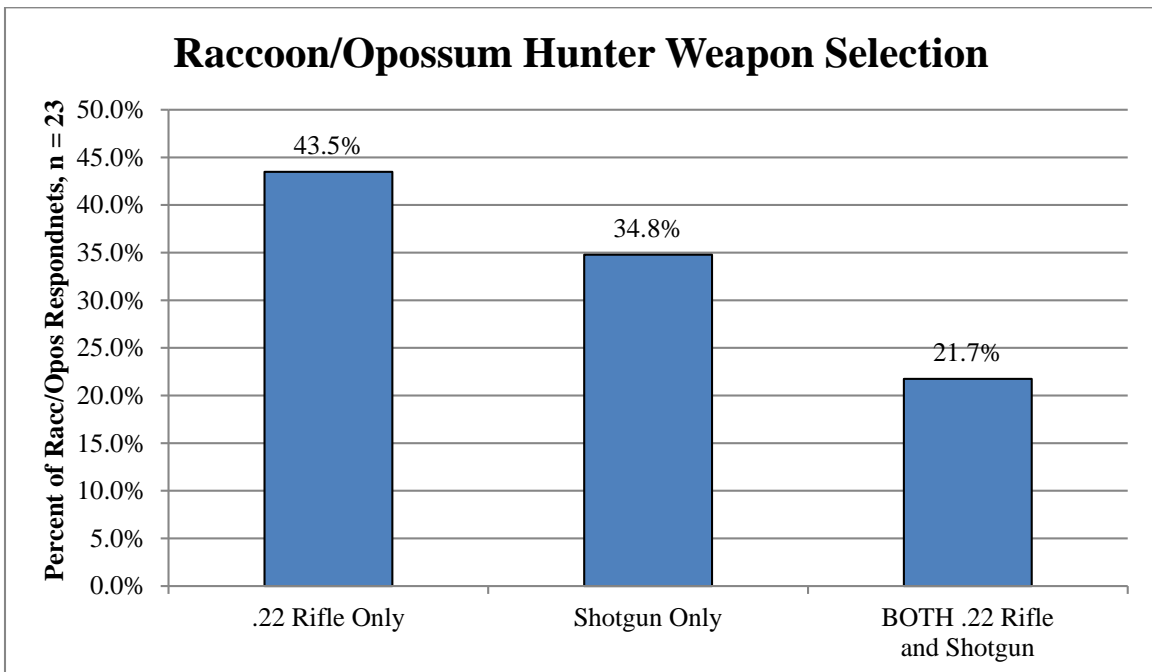
Question 74. In which New Jersey county did you primarily harvest opossum during 2015-16?

Survey respondents reported harvesting opossum in 7 of 21 counties, with 66.7% coming from Bergen, Cumberland and Morris counties.

Question 77. In which New Jersey county did you primarily harvest raccoon during 2015-16?

Survey respondents reported harvesting raccoon in 14 of 21 counties, with 66.5% coming from Gloucester County.

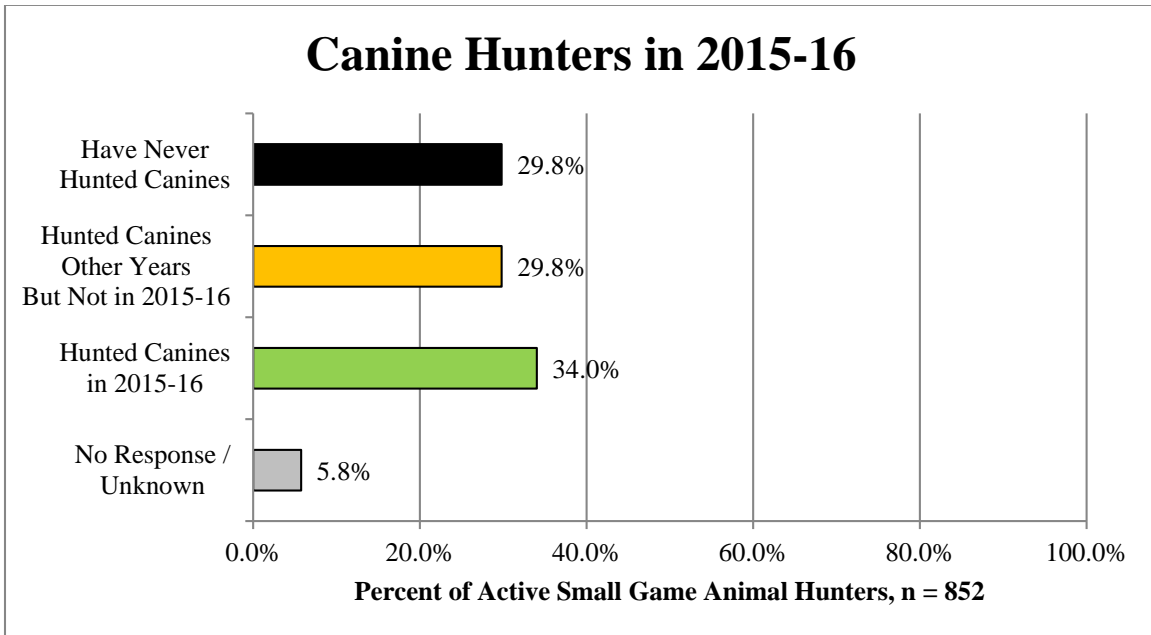
Question 78. Did you use a shotgun or a .22 caliber rifle while raccoon / opossum hunting in New Jersey during 2015-16?



Canines

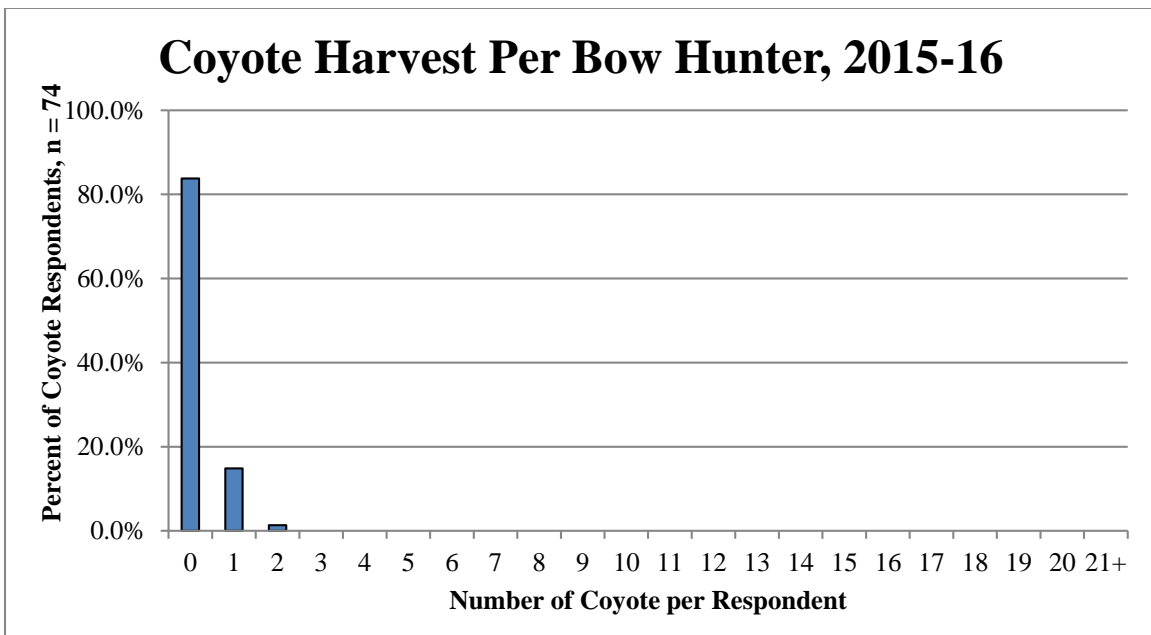
Canine species with an open hunting season in New Jersey include coyote, gray fox and red fox.

Question 79. Did you hunt for or harvest coyote / fox in New Jersey between September 12, 2015 and March 15, 2016?

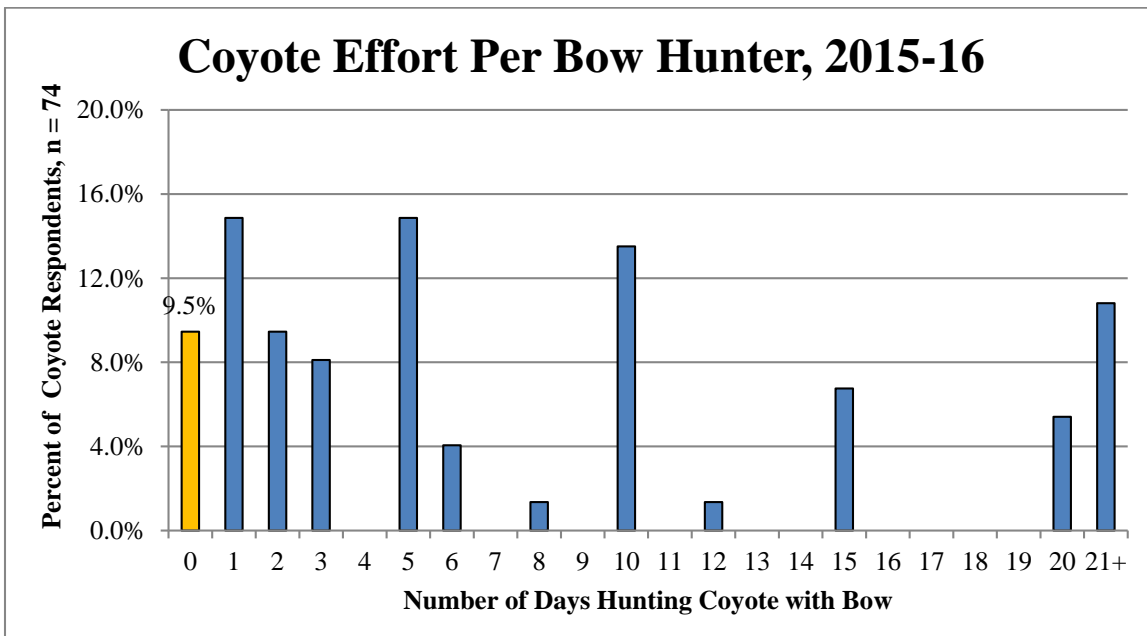


Number of Days Spent Coyote Hunting / Coyote Harvest

Question 80. How many coyote did you harvest with a bow and arrow in New Jersey between September 12, 2015 and March 15, 2016?



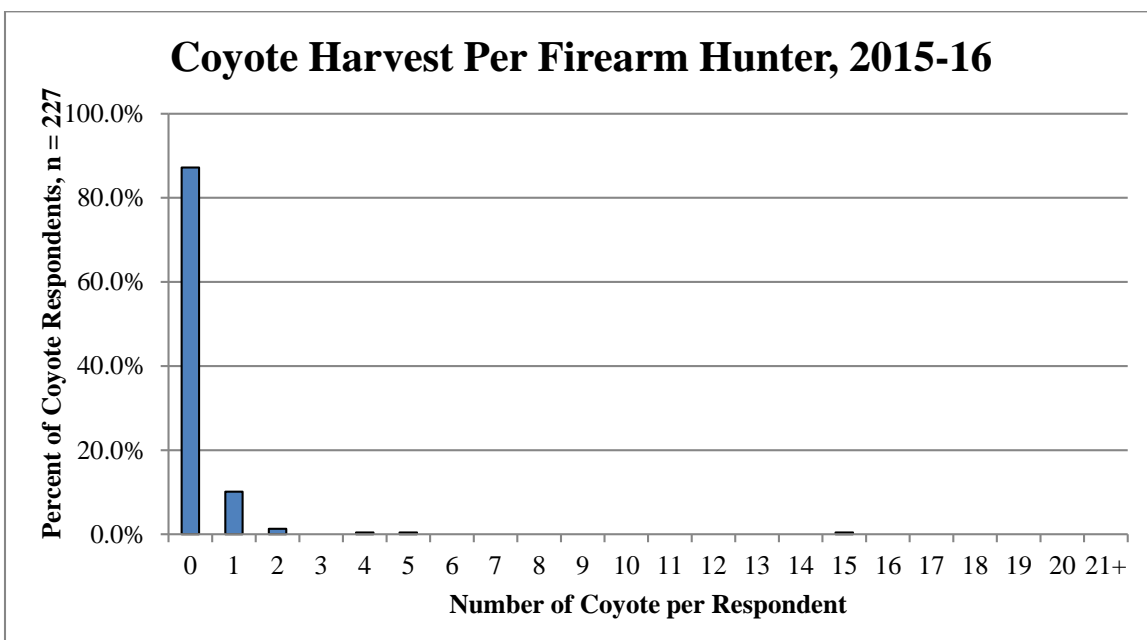
Question 81. How many days did you hunt for coyote with a bow and arrow in New Jersey between September 12, 2015 and March 15, 2016? (Enter "0" if you were not specifically hunting for coyote but harvested coyote while pursuing another game species).



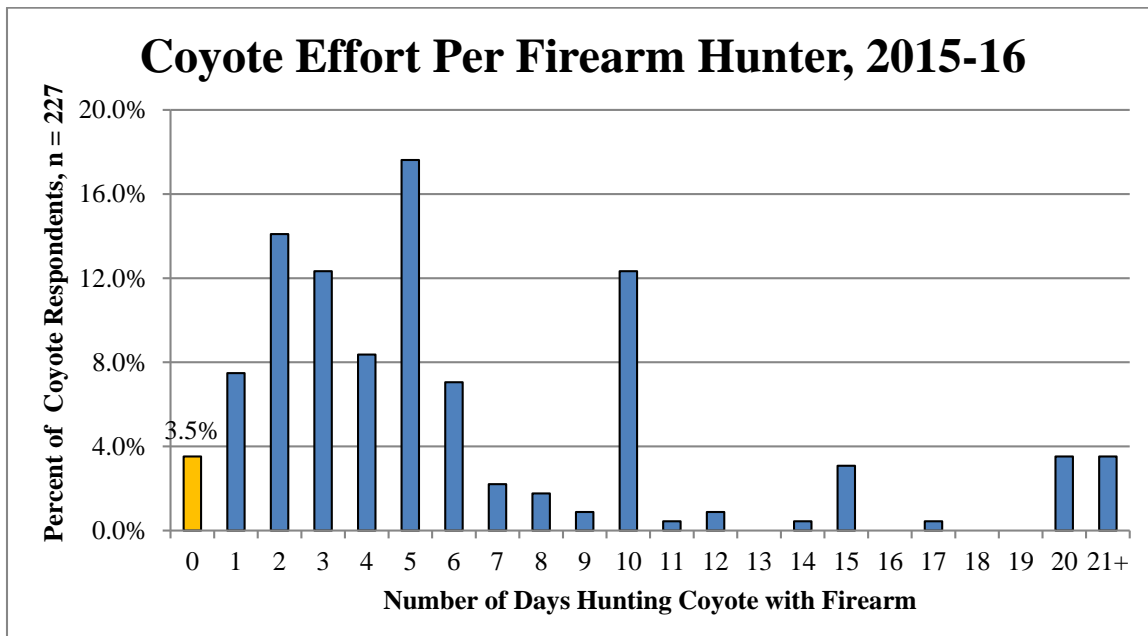
Question 82. In which New Jersey county did you primarily harvest coyote while bowhunting during 2015-16?

Survey respondents reported harvesting coyote with a bow in 9 of 21 counties, with 50.0% coming from Burlington, Gloucester and Sussex counties.

Question 83. How many coyote did you harvest with a firearm in New Jersey between November 7, 2015 and March 15, 2016?



Question 84. How many days did you hunt for coyote with a firearm in New Jersey between November 7, 2015 and March 15, 2016? (Enter "0" if you were not specifically hunting for coyote but harvested coyote while pursuing another game species).

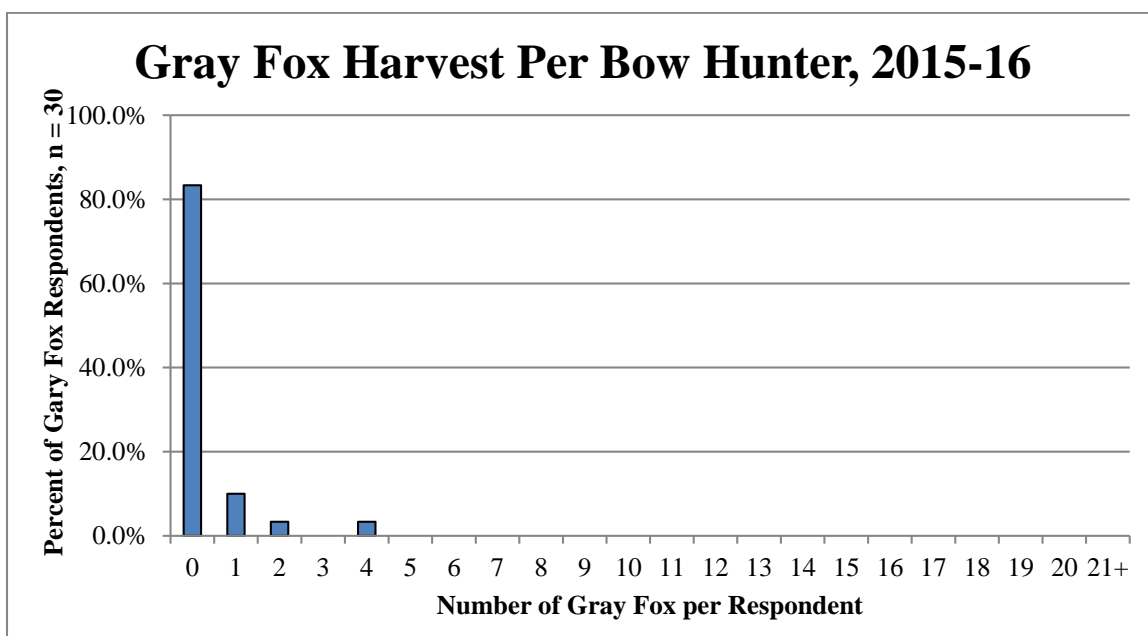


Question 85. In which New Jersey county did you primarily harvest coyote while firearm hunting during 2015-16?

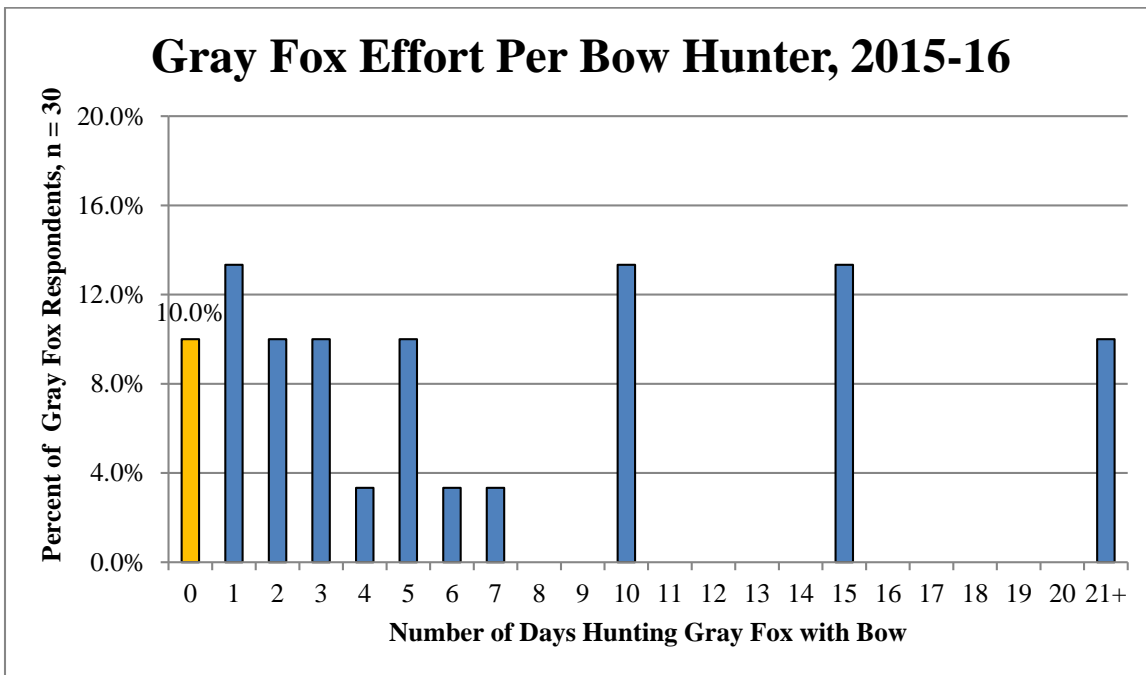
Survey respondents reported harvesting coyote with a firearm in 11 of 21 counties (one unknown), with 66.0% coming from Morris, Warren and Gloucester counties.

Number of Days Spent Gray Fox Hunting / Gray Fox Harvest

Question 86. How many gray fox did you harvest with a bow and arrow in New Jersey between September 12, 2015 and March 15, 2016?



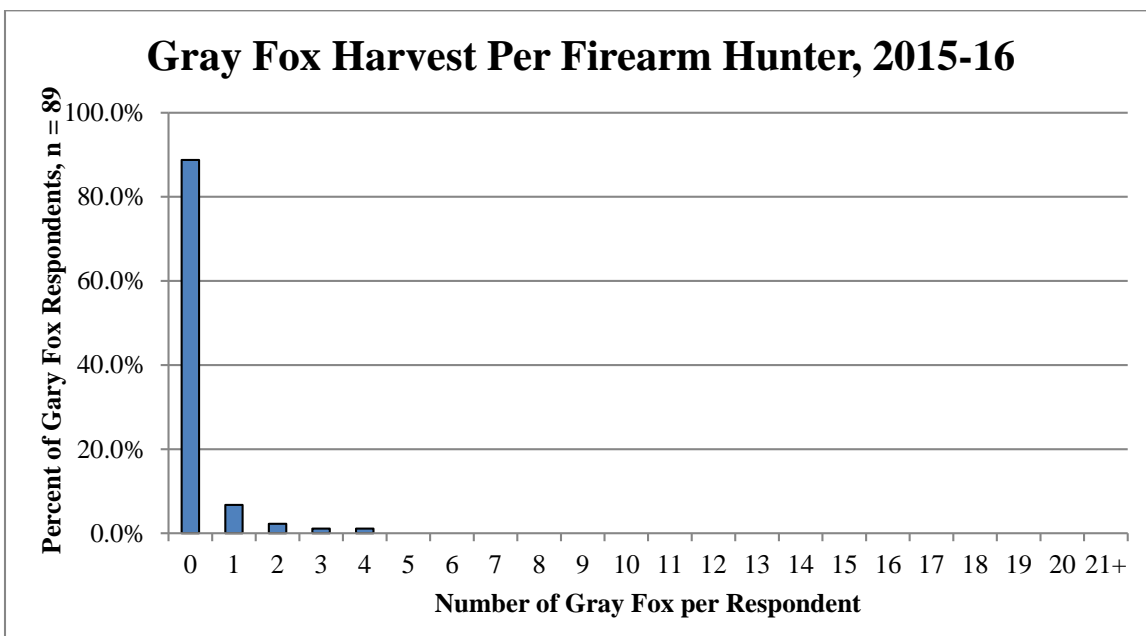
Question 87. How many days did you hunt for gray fox with a bow and arrow in New Jersey between September 12, 2015 and March 15, 2016? (Enter "0" if you were not specifically hunting for gray fox but harvested gray fox while pursuing another game species).



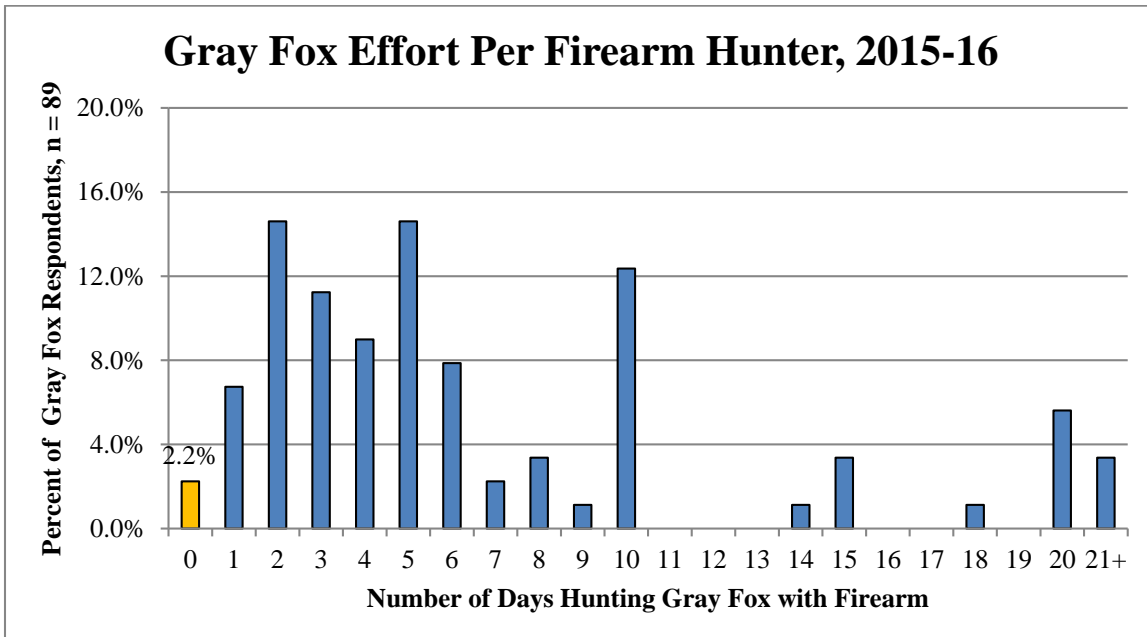
Question 88. In which New Jersey county did you primarily harvest gray fox while bowhunting during 2015-16?

Survey respondents reported harvesting gray fox with a bow in 5 of 21 counties, with 66.6% coming from Hunterdon and Sussex counties.

Question 89. How many gray fox did you harvest with a firearm in New Jersey between November 7, 2015 and March 15, 2016?



Question 90. How many days did you hunt for gray fox with a firearm in New Jersey between November 7, 2015 and March 15, 2016? (Enter "0" if you were not specifically hunting for gray fox but harvested gray fox while pursuing another game species).

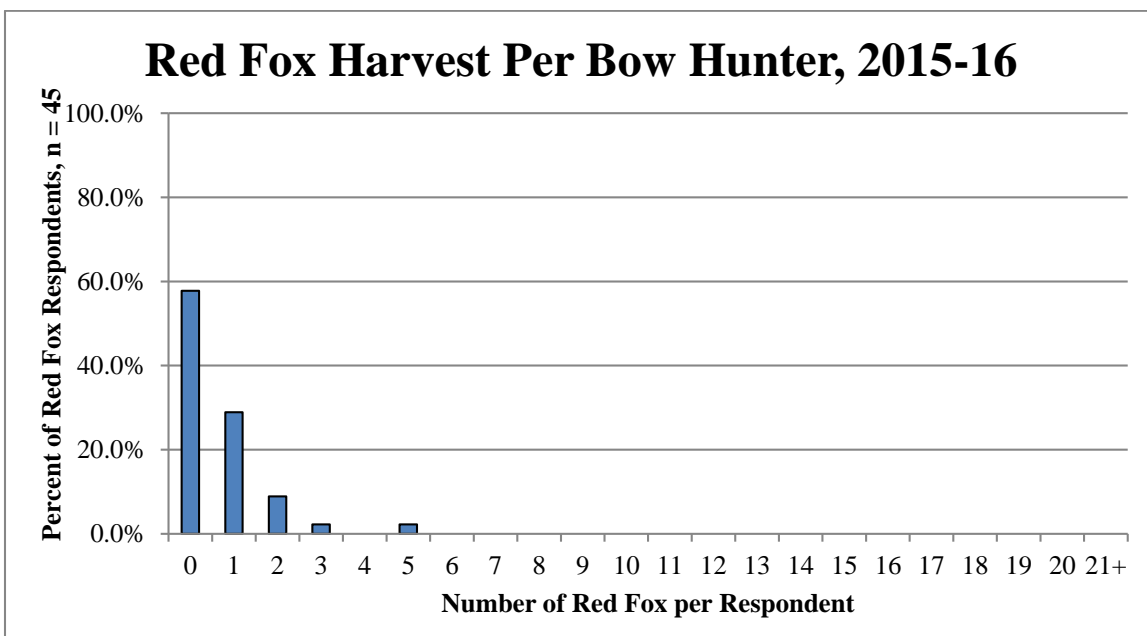


Question 91. In which New Jersey county did you primarily harvest gray fox while firearm hunting during 2015-16?

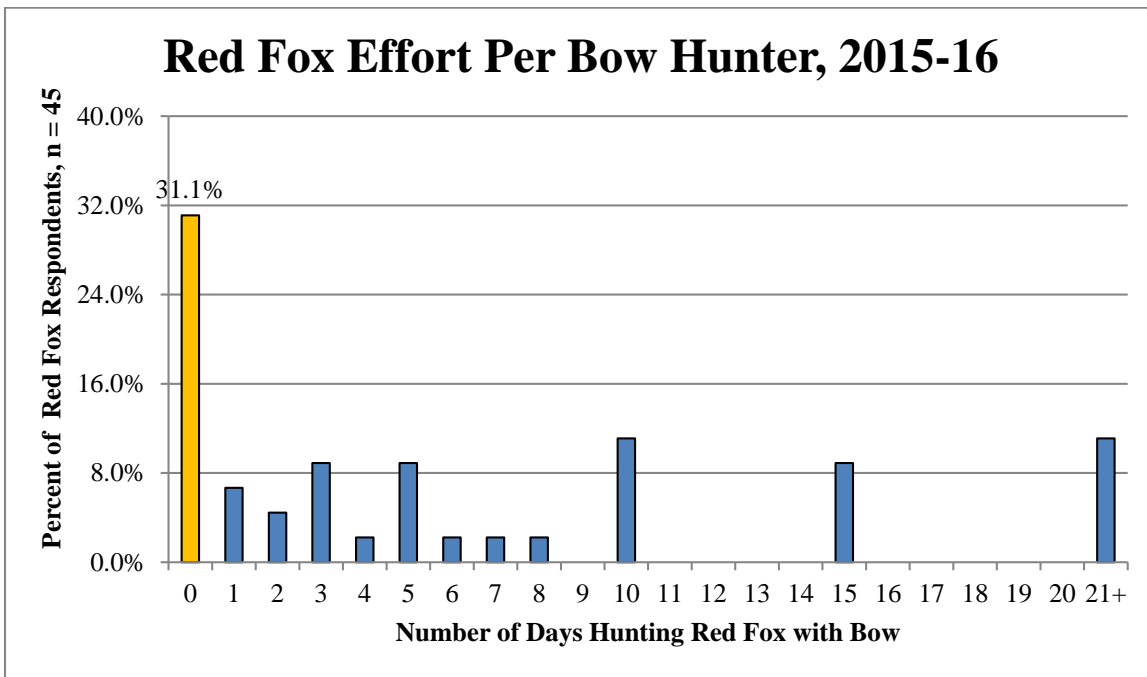
Survey respondents reported harvesting gray fox with a firearm in 7 of 21 counties, with 64.7% coming from Hunterdon and Cumberland counties.

Number of Days Spent Red Fox Hunting / Red Fox Harvest

Question 92. How many red fox did you harvest with a bow and arrow in New Jersey between September 12, 2015 and March 15, 2016?



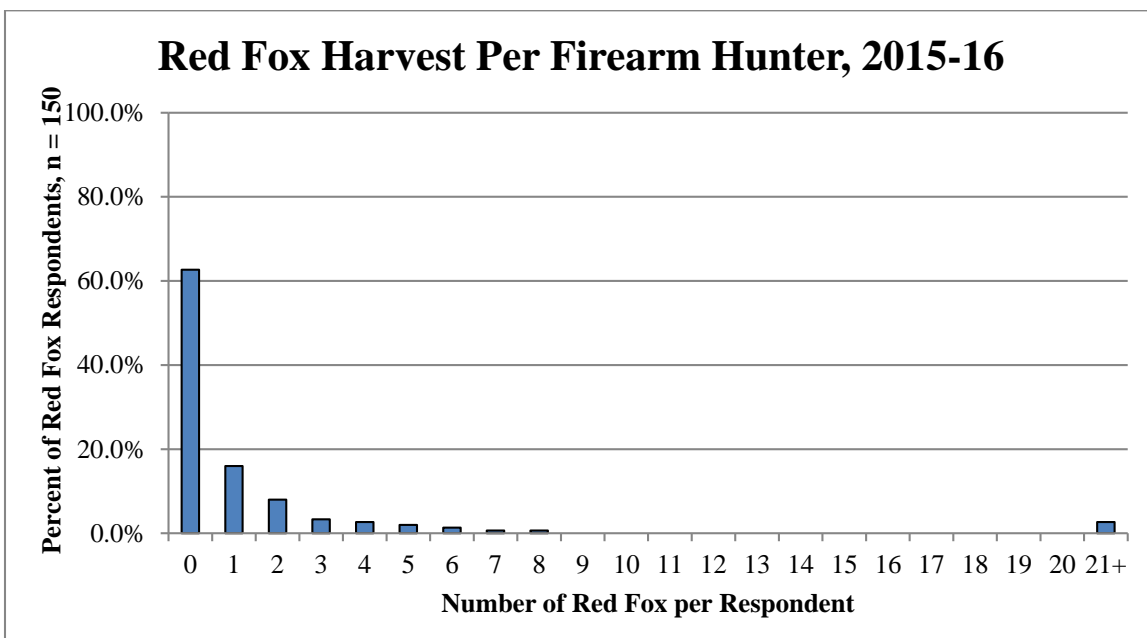
Question 93. How many days did you hunt for red fox with a bow and arrow in New Jersey between September 12, 2015 and March 15, 2016? (Enter "0" if you were not specifically hunting for red fox but harvested red fox while pursuing another game species).



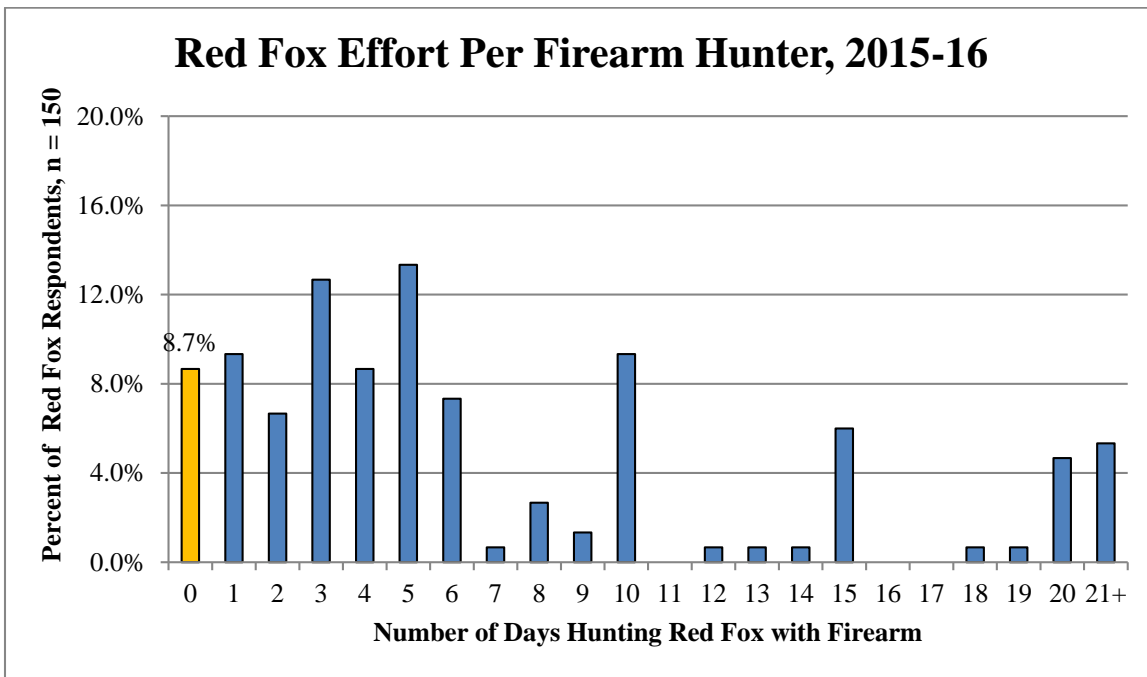
Question 94. In which New Jersey county did you primarily harvest red fox while bowhunting during 2015-16?

Survey respondents reported harvesting red fox with a bow in 11 of 21 counties, with 41.4% coming from Somerset, Hunterdon, Burlington and Middlesex counties.

Question 95. How many red fox did you harvest with a firearm in New Jersey between November 7, 2015 and March 15, 2016?



Question 96. How many days did you hunt for red fox with a firearm in New Jersey between November 7, 2015 and March 15, 2016? (Enter "0" if you were not specifically hunting for red fox but harvested red fox while pursuing another game species).



Question 97. In which New Jersey county did you primarily harvest red fox while firearm hunting during 2015-16?

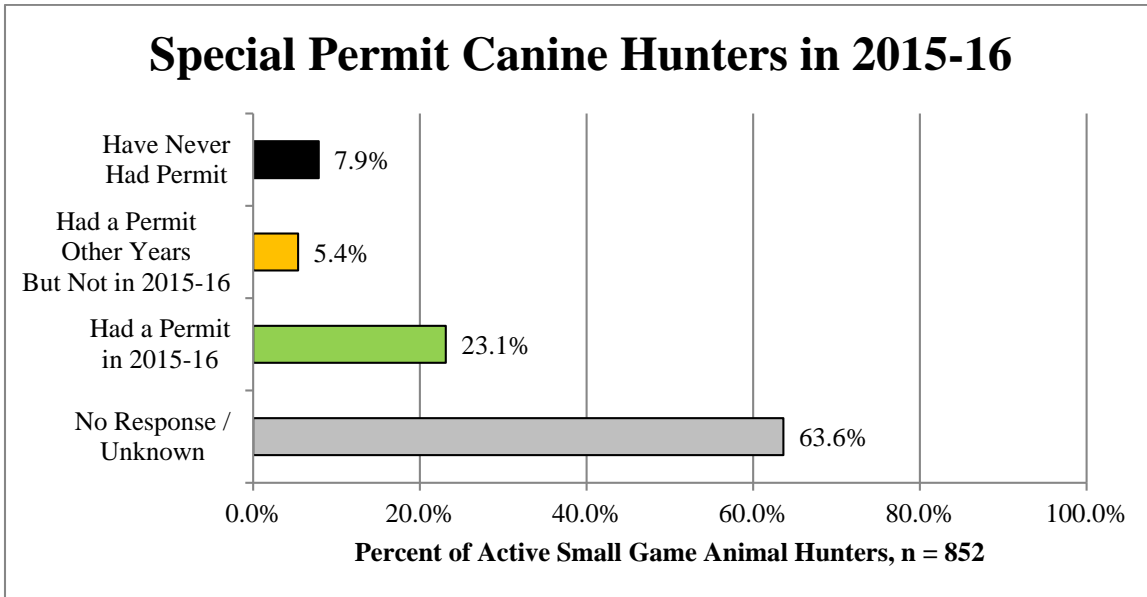
Survey respondents reported harvesting red fox with a firearm in 13 of 21 counties, with 56.2% coming from Morris, Hunterdon and Gloucester counties.

Special Permit Coyote/Fox Season

The Special Permit season for hunting coyote and fox was January 1-March 15, 2016 and ran concurrent with the regular small game season for these species.

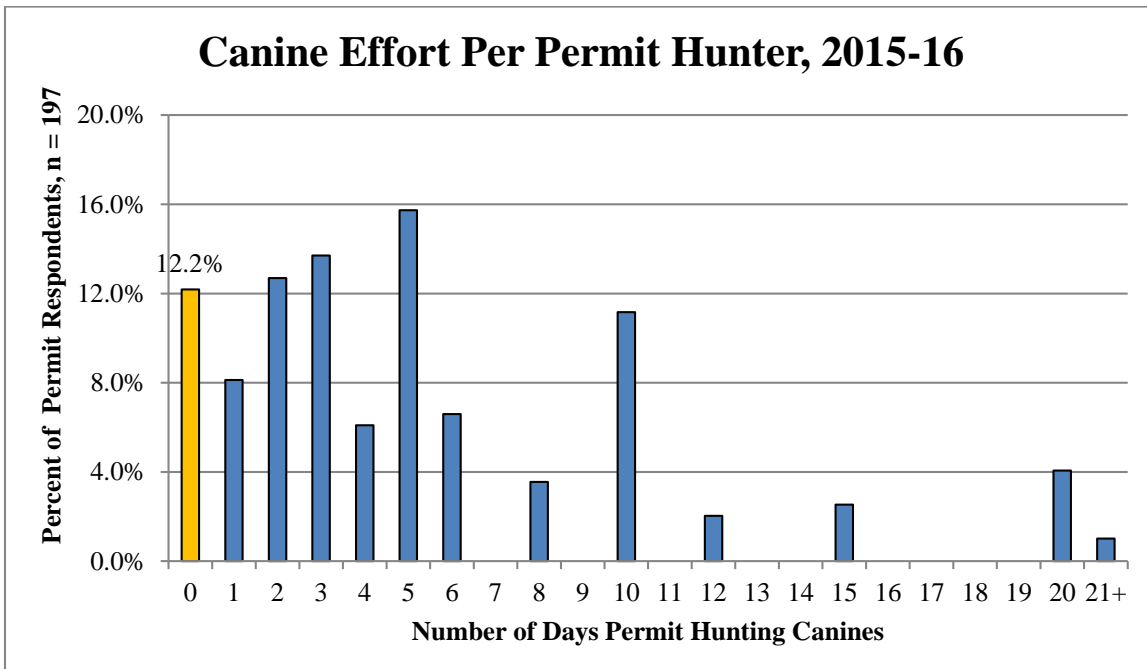
The Special Permit also allows hunters to use a rifle (maximum .25 caliber) during daylight hours, hunt with a muzzleloading rifle outside the established deer seasons, and hunt with a shotgun during evening hours. Special Permit holders are required to possess a predator call while hunting, and are exempt from wearing fluorescent hunter orange while hunting coyote / fox under the special permit provisions.

Question 98. Did you purchase a 2016 New Jersey Special Coyote and Fox Hunting Permit?

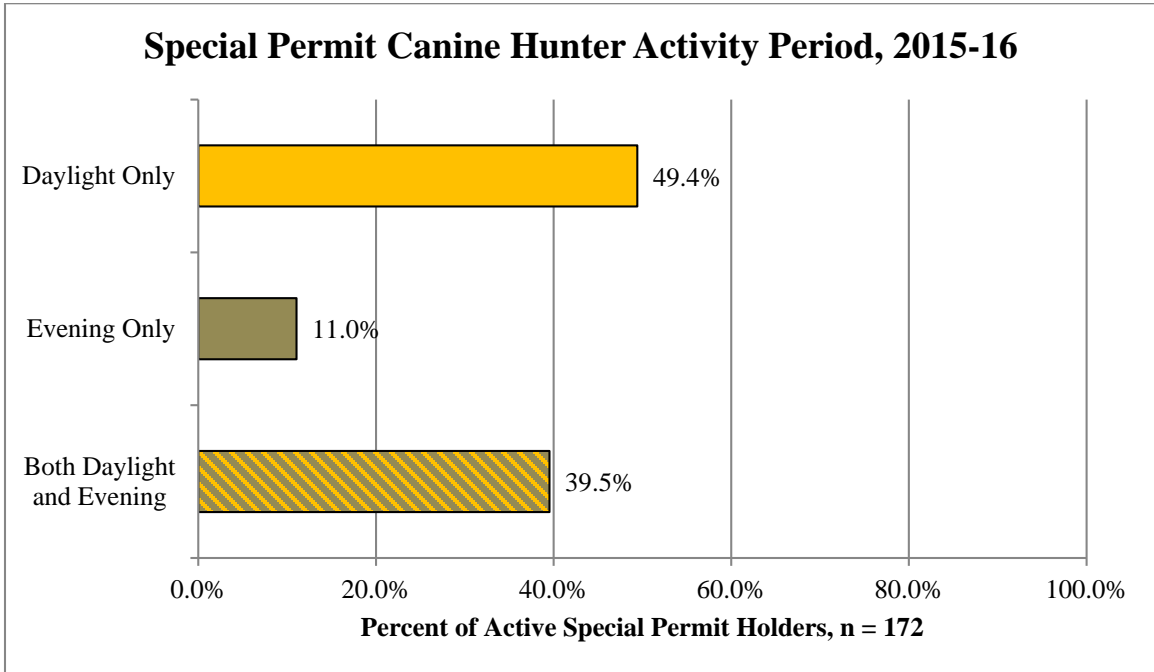


Number of Days Spent Hunting Canines (Special Permit) / Weapon Types Used

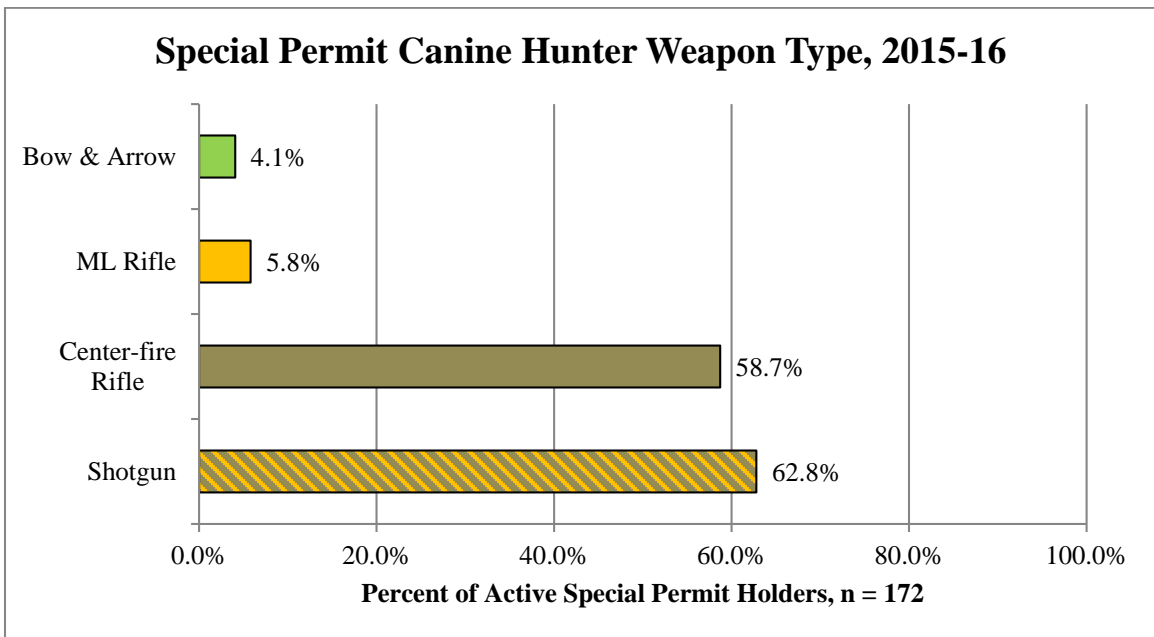
Question 99. How many days did you hunt coyote / fox in New Jersey during the Special Permit Coyote and Fox hunting season?



Question 100. If you did hunt at least one day during the Special Permit Season, what time period(s) did you hunt?

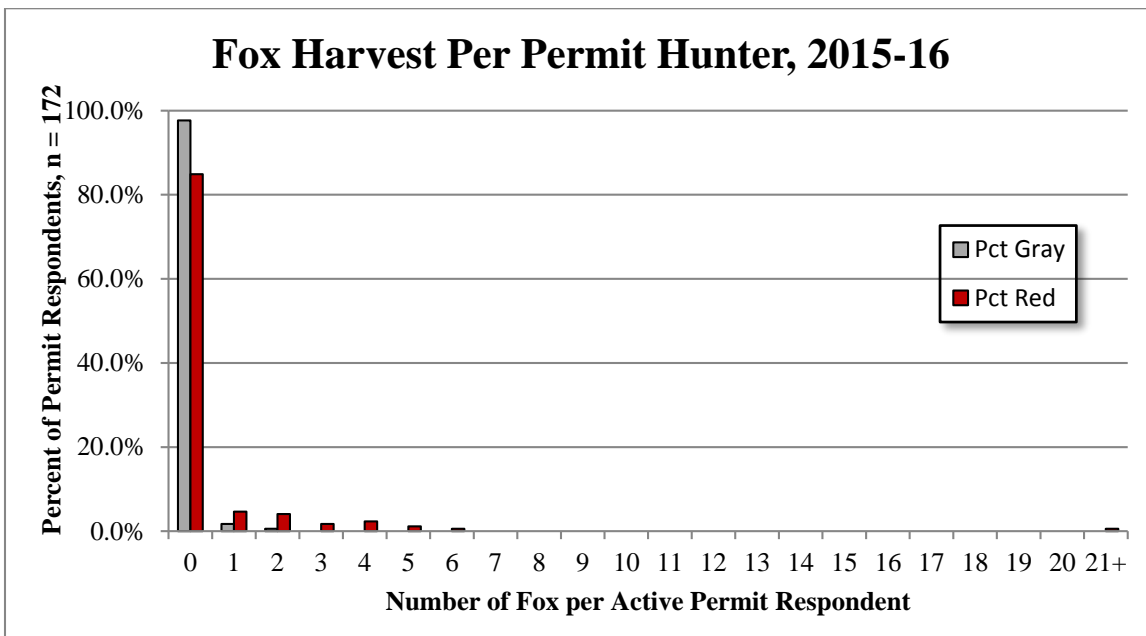


Question 101. If you hunted at least one day during the Special Permit Season, which weapon type(s) did you use to hunt coyote / fox in New Jersey? (Please select all that apply).



Question 102. How many gray fox did you harvest during the Special Permit Season?

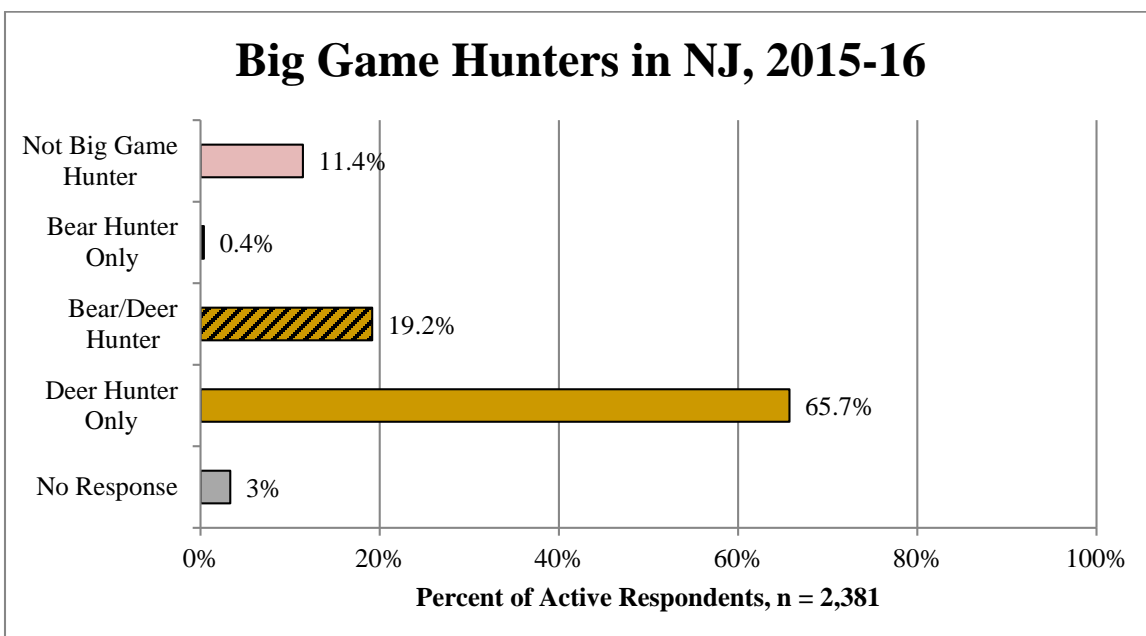
Question 103. How many red fox did you harvest during the Special Permit Season?



Big Game Mammals

Big game species in New Jersey include black bear and white-tailed deer

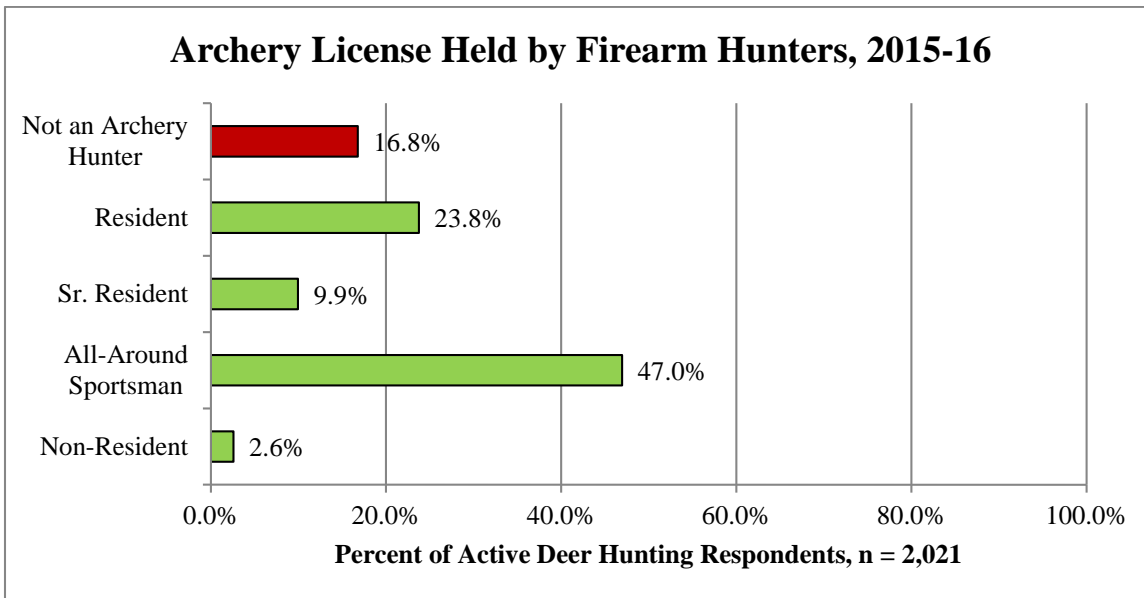
Question 104. Did you hunt for either black bear or white-tailed deer in New Jersey between September 12, 2015 and February 20, 2016 (inclusive)?



Firearm / Archery Hunters

New Jersey's All-Around Sportsman license combines bow & arrow hunting, firearm hunting & fishing privileges for residents only. Some firearm hunters also purchase a separate bow & arrow license.

Question 105. Which New Jersey Bow & Arrow license (if any) did you purchase in 2015?



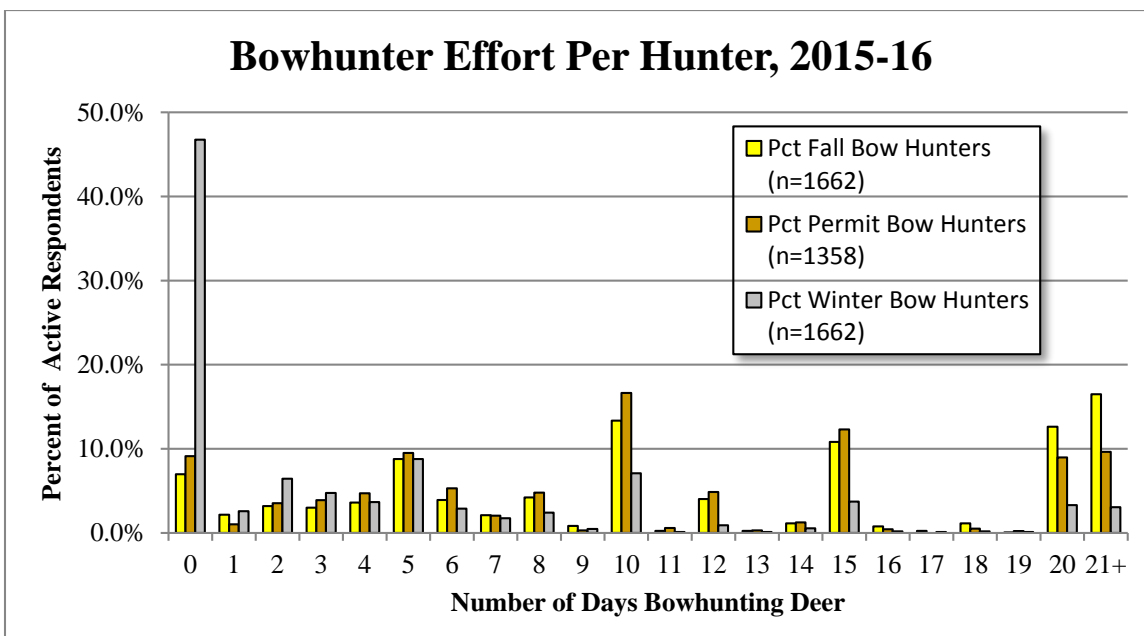
White-tailed Deer

New Jersey requires all successful hunters to report their deer harvest, but we would like to get some idea of your hunting effort.

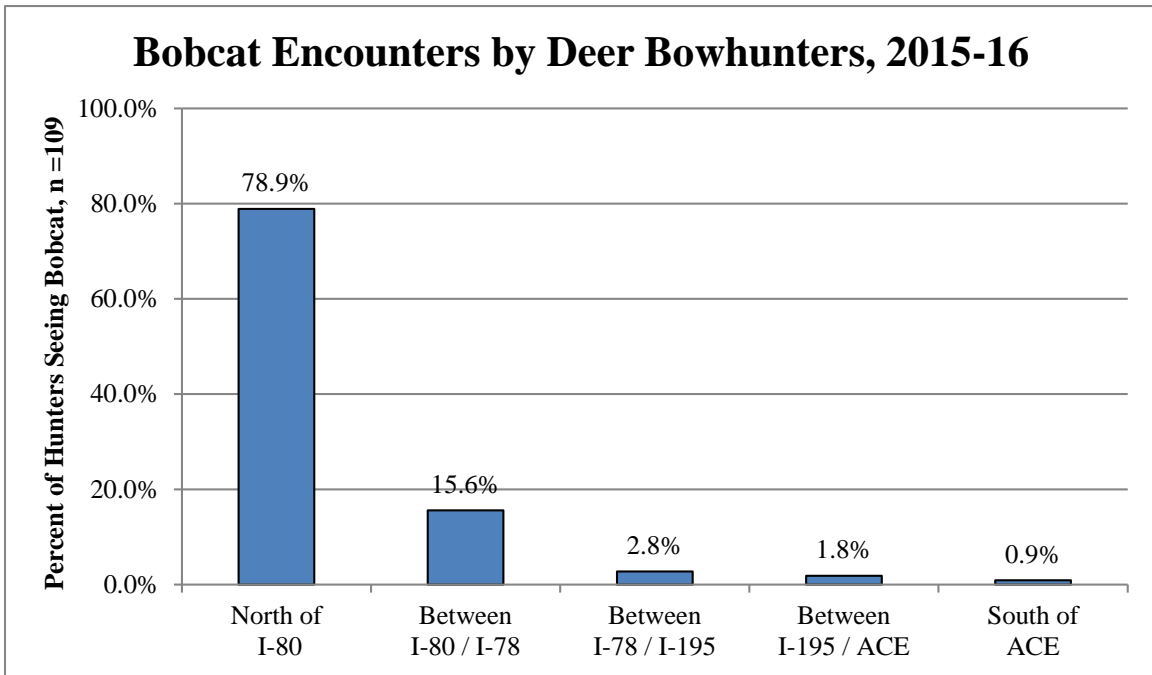
Question 106. How many days did you hunt for deer during the 2015 Fall Bow Season?

Question 107. If you purchased a Special Permit for any Deer Management Zone, how many days did you hunt for deer during the 2015 Permit Bow Season? (Skip this question if you did NOT purchase a Special Bow Permit).

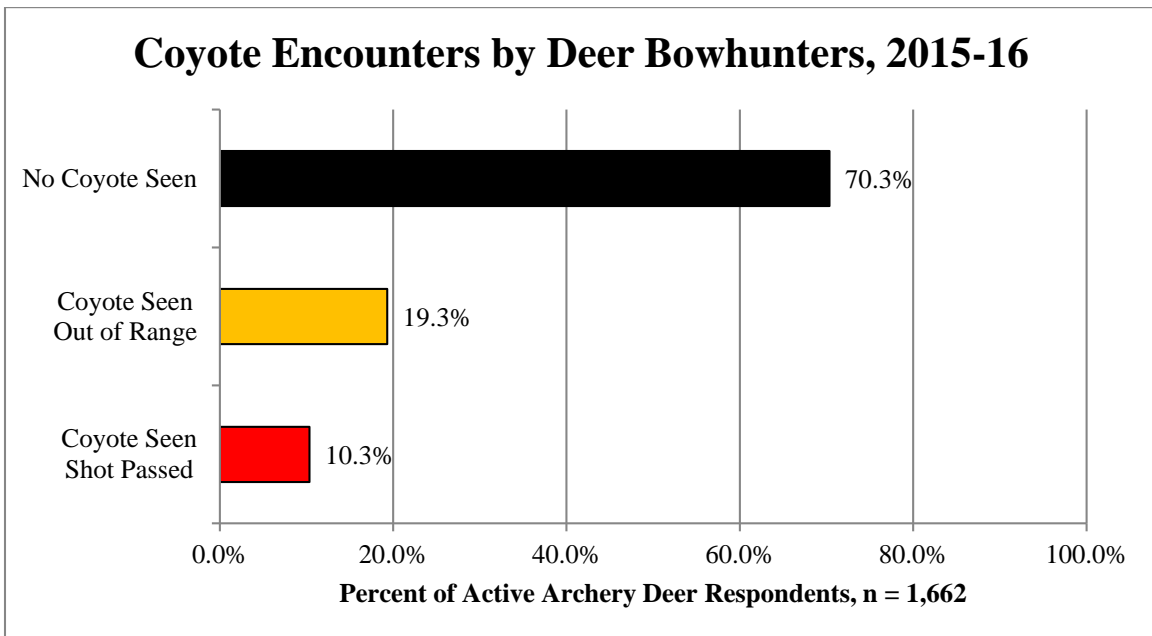
Question 108. How many days did you hunt for deer during the 2016 Winter Bow Season?



Question 109. Did you encounter a bobcat while you were hunting during any open bow season?



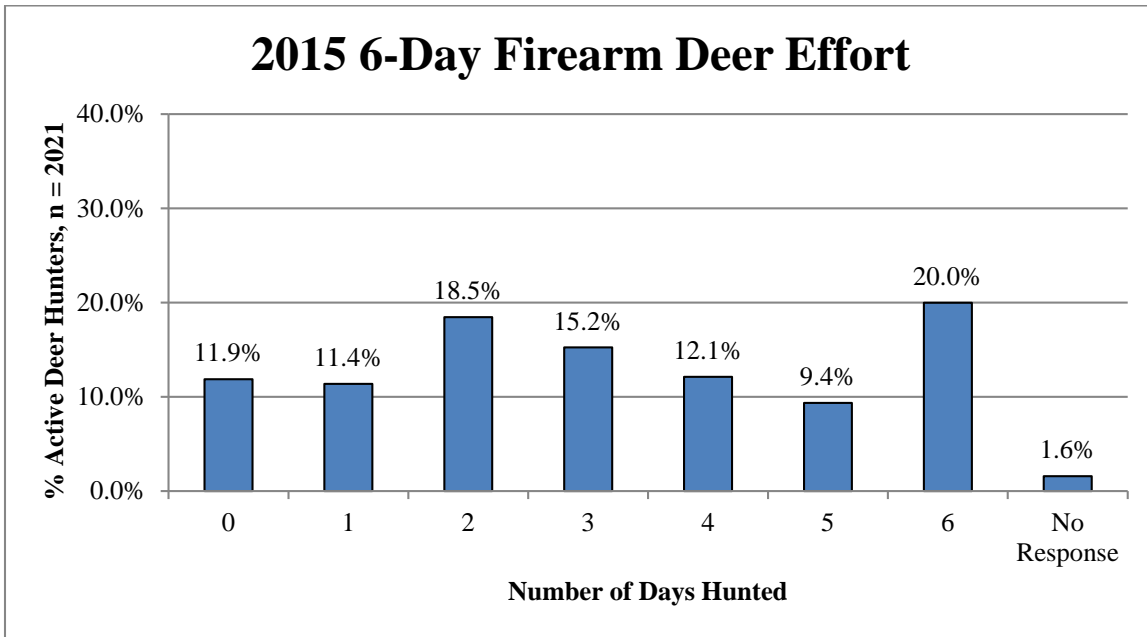
Question 110. While you were bowhunting for deer, did you pass on the opportunity to shoot at a coyote?



Number of Days Spent Deer Hunting (Firearm)

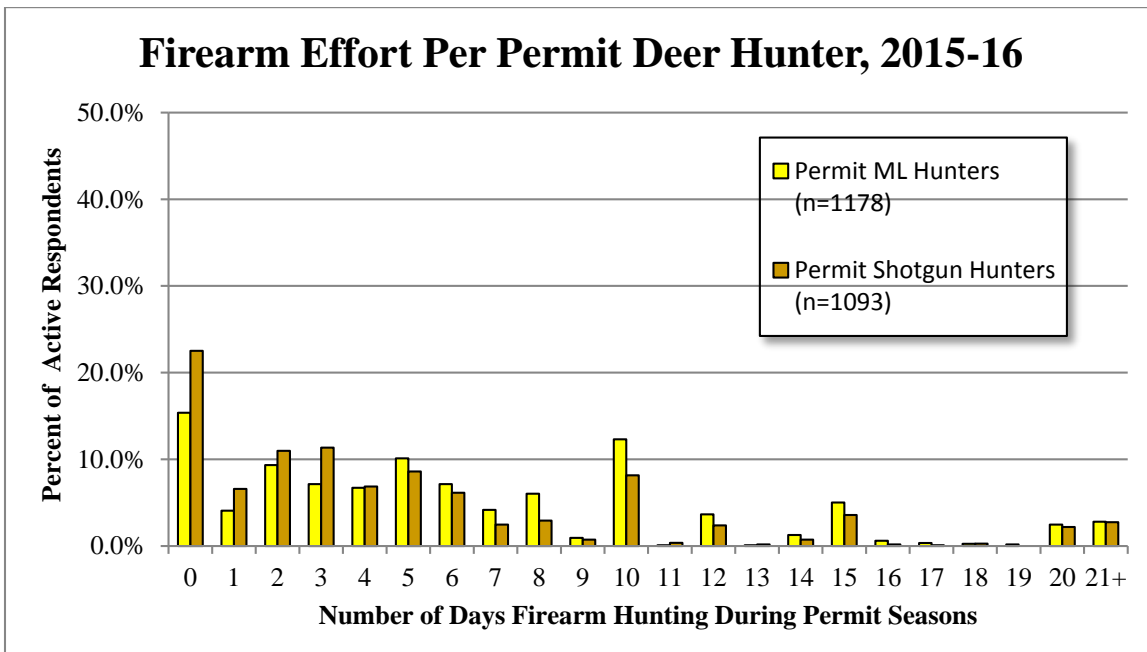
A firearm license allows you to hunt deer only during the statewide Six-day Firearm “Buck” season. A separate, zone-specific permit is also required to hunt deer during the Special Muzzleloader and Special Shotgun either-sex seasons.

Question 111. How many days did you hunt for deer in New Jersey during the Six-day Firearm Season?

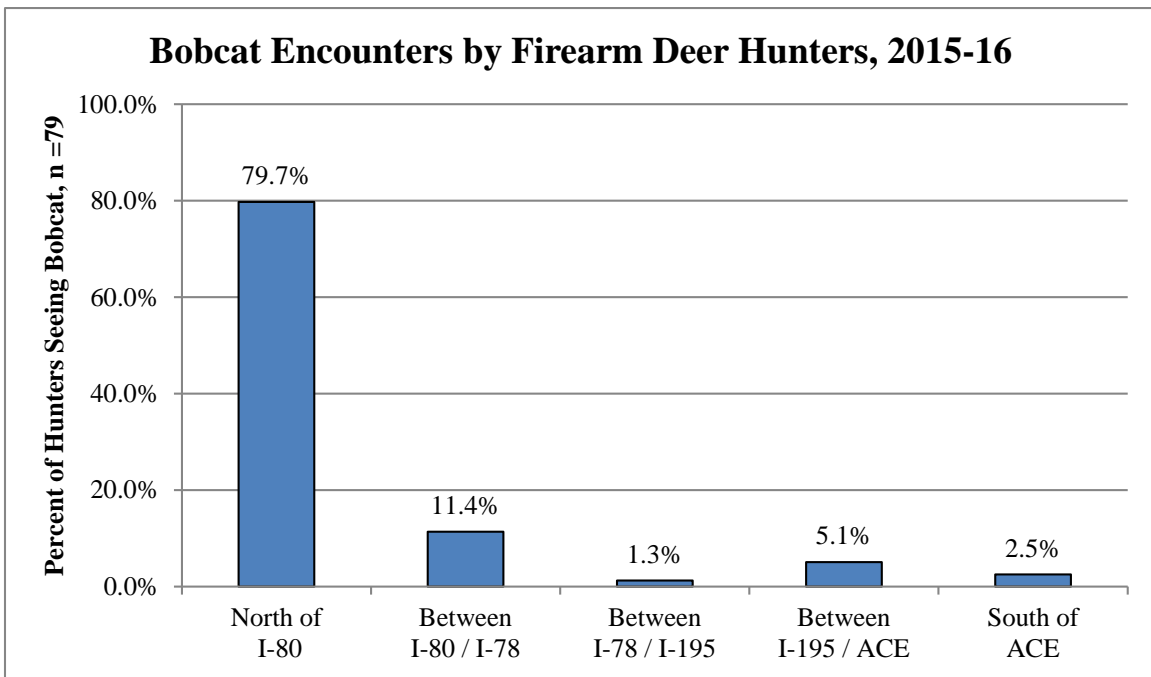


Question 112. If you purchased a Special Muzzleloader Permit for any New Jersey Deer Management Zone, how many days did you hunt for deer during the Permit Muzzleloader season? (Skip this question if you did NOT purchase a Special Muzzleloader Permit).

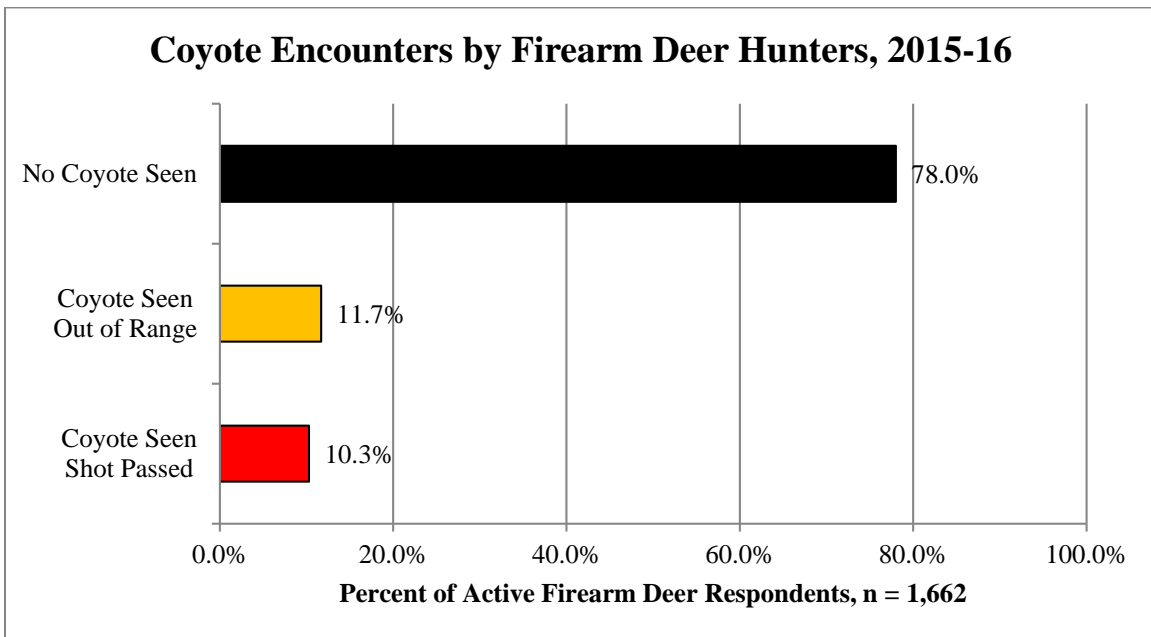
Question 113. If you purchased a Special Shotgun Permit for any New Jersey Deer Management Zone, how many days did you hunt for deer during the Permit Shotgun season? (Skip this question if you did NOT purchase a Special Shotgun Permit).



Question 114. Did you encounter a bobcat while you were hunting during any open firearm deer season?



Question 115. While you were hunting for deer with a firearm, did you pass on the opportunity to shoot at a coyote?

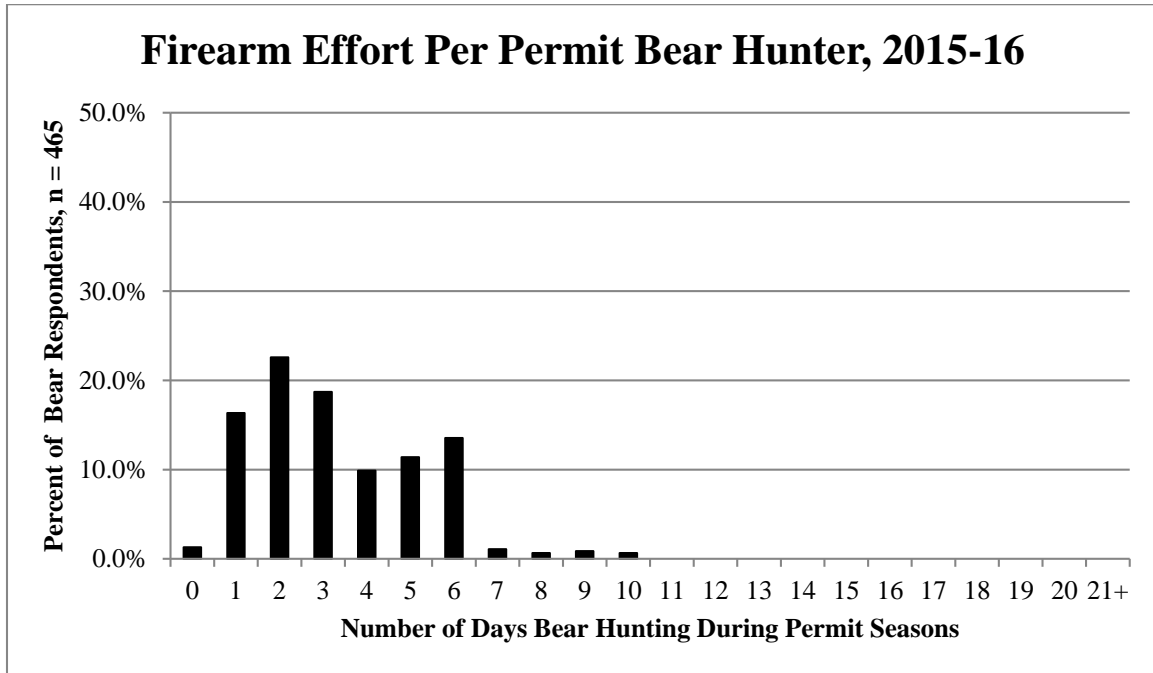


Black Bear

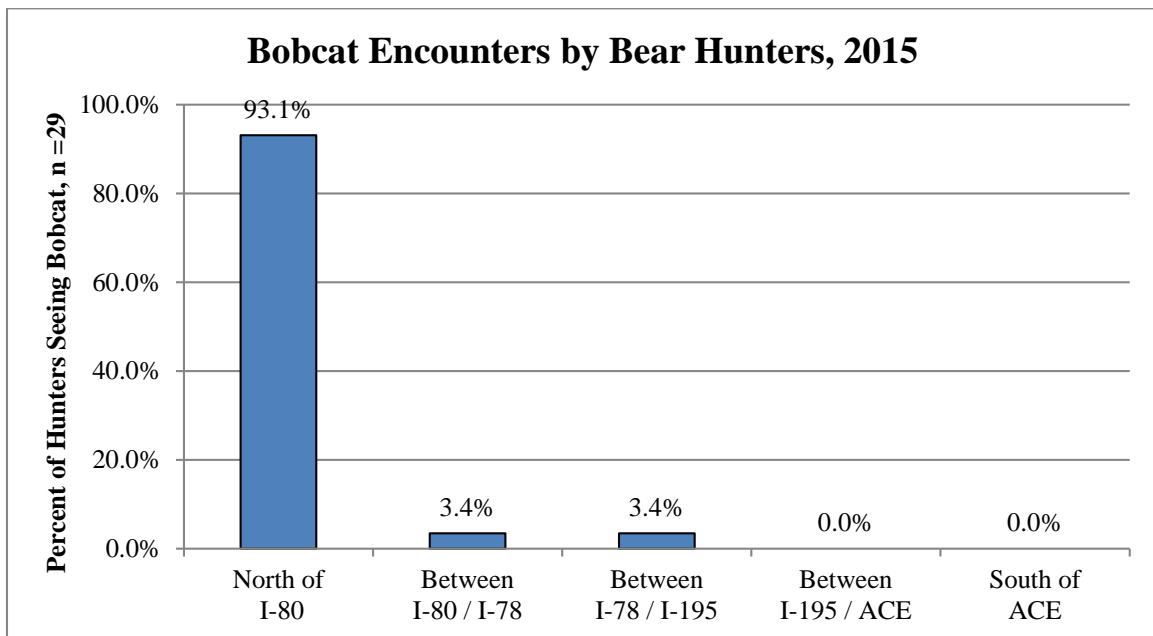
The black bear hunting season ran concurrent with the Six-day Firearm “Buck” season (December 7-12, 2015) and was extended to include portions of the Permit Shotgun and Permit Muzzleloader deer seasons (December 16-19, 2015).

All successful hunters are required to bring their bear to an official bear check station, but we would like to get an idea as to your hunting effort.

Question 116. How many days did you hunt for black bear during the 2015 season?



Question 117. Did you encounter a bobcat while you were bear hunting?



Hunter Expenditures

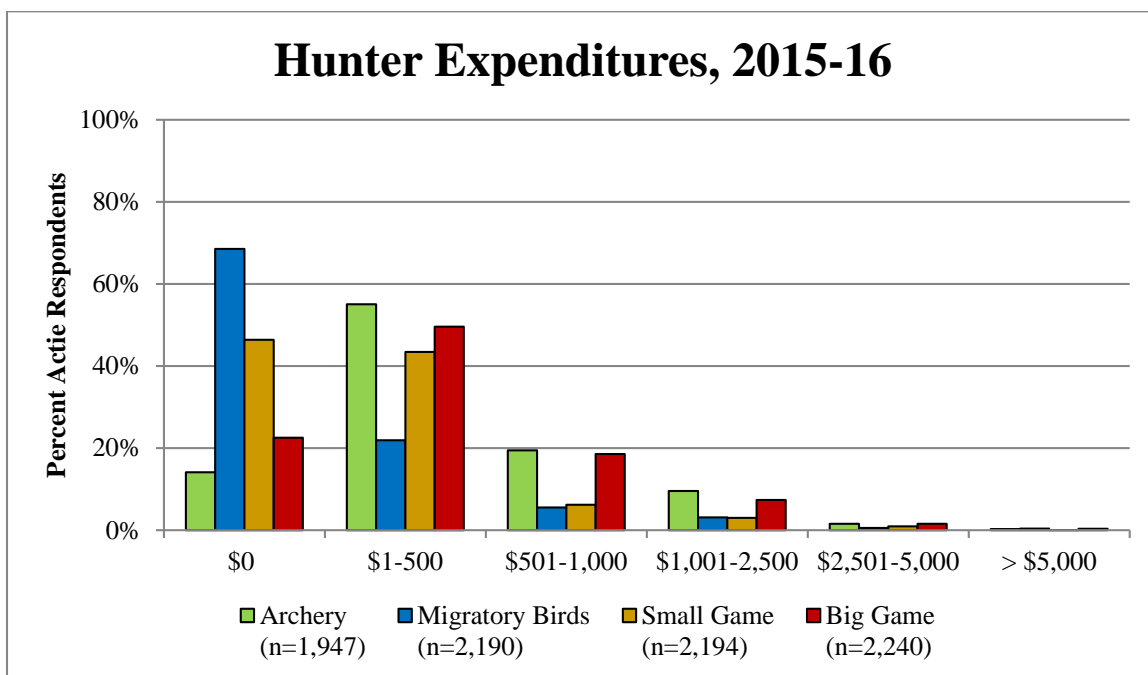
For items such as ammunition, bows (including crossbow), clothing, dog food and veterinary care, firearms, food for yourself, fuel, hunting gear, etc., but excluding any licenses, permit or stamp fees you paid to hunt during the 2015-16 seasons:

Question 118. How much would you estimate spending to archery hunt in New Jersey during 2015-16?

Question 119. How much would you estimate spending to hunt waterfowl or web-less migratory game birds in New Jersey during 2015-16?

Question 120. How much would you estimate spending to hunt upland game birds and small game animals in New Jersey during 2015-16?

Question 121. How much would you estimate spending to hunt black bear and white-tailed deer in New Jersey during 2015-16?



Comments

Here's your opportunity for input. If you have any comments or concerns, please put them in the box below. There's a limit of 300 characters (including spaces and punctuation), about 3 lines worth. Or send an email to the Division's Upland Project Study Leader at Andrew.Burnett@dep.nj.gov

Question 122. Enter any comments or concerns you may have below, up to 300 characters.

A total 2,053 comments were made by 1,219 survey respondents as summarized below.

Primary Topic	# Comments (% of Total)	Sub-topic	# Comments (% of Primary)	Detail	# Comments (% of Sub-topic)				
White-tailed Deer	955 (47%)	Reduce deer bag limit	280 (29%)	Antlerless	166 (59%)				
				Antlered	58 (21%)				
				Total	46 (16%)				
		Population	154 (16%)	Declining	149 (97%)				
		Reduce deer season length	118 (12%)	Antler Point Restrictions	115 (12%)	General	35 (30%)		
						Shotgun Permit	22 (19%)		
						Archery	20 (17%)		
						Firearm	14 (12%)		
		Statewide	60 (52%)	Expanded	28 (24%)	General support	10 (9%)		
						Eliminate	8 (7%)		
						Cost	98 (45%)	Too high	79 (81%)
								General	10 (10%)
Permits	34 (16%)	Non-resident	15 (7%)	Senior discount	23 (68%)				
				Discount >1 zone	6 (18%)				
				Excessive #	5 (15%)				
				Complexity	12 (6%)	Consolidate	7 (47%)		
Increase fees for	5 (33%)								
General	8 (67%)	Consolidate	4 (33%)	General	8 (67%)				
				Consolidate	4 (33%)				
General comments	111 (5%)	Positive	61 (55%)						
		Health	13 (12%)						
		Other	8 (7%)						
		Information	7 (6%)						
Canine (coyote)	103 (5%)	Season	53 (51%)	Increase length	53 (100%)				
		General	27 (26%)	Impact other spp.	10 (37%)				
				Sighted	6 (22%)				
		Population	12 (12%)	Increasing	12 (100%)				
Method	8 (8%)	Night rifle	7 (87%)						
Wild Turkey	102 (5%)	Season	42 (41%)	Consolidate	17 (40%)				
				Increase length	10 (24%)				
				Increase hours	7 (17%)				
		Population	18 (18%)	Declining	15 (83%)				
		Permits	14 (14%)	Eliminate	7 (50%)				
				Seasonal	4 (29%)				
Increase bag	9 (9%)	Seasonal	7 (78%)						
		Daily or Permit	1 (11%) each						
<i>Subtotal</i>	1,487 (72%)								

Primary Topic	# Comments	% of Total Comments
Black bear	69	3% each
Waterfowl	64	
Pheasant	50	2% each
Mourning dove	48	
Survey instrument	41	
Sunday hunting	40	
Weapon / ammunition	32	
Access	31	
Regulations	25	1% each
Ruffed grouse	21	
Bobcat	20	
Enforcement	19	
Off-road vehicles	18	
Habitat	17	
Wildlife Mgt. Areas	15	Less than 1% each
Rabbit	9 each	
Small game	8	
Trapping	8	
Quail	6 each	
Woodcock	6 each	
Chukar partridge	3 each	
Crow	3 each	
Ethics	3 each	
Trout	2 each	
Info. & Education	2 each	
Beaver	1 each	
Feral hog	1 each	
Information security	1 each	
Squirrel	1 each	
Undetermined	1 each	
<i>Subtotal</i>	566	28%
<i>Total</i>	2,053	100%

Tables

Table 1. Estimated number of active and former NJ firearm hunters, by species for 2015-16

Species	Estimated Number of Hunters					
	Potential Active Hunters	Specifically Hunted Species	Harvested Incidentally	Total Harvesters (2015-16)	Hunted Species Prior Years	Never Hunted Species
Crow	6,419	2,552	376	2,928	1,746	1,745
Moorhen	6,419	107	0	107	674	5,638
Rail birds	6,419	510	81	591	1,072	4,756
Snipe	6,419	107	27	134	860	5,425
Woodcock	6,419	2,364	349	2,713	2,420	1,286
Grouse	63,950	1,047	54	1,101	25,772	37,077
Rabbit / Hare	22,883	7,762	1,397	9,159	10,389	3,335
Squirrel	22,883	8,004	1,423	9,427	9,748	3,708
Woodchuck	22,883	3,760	215	3,975	8,764	10,144
Opossum / Raccoon	22,883	349	269	618	5,194	17,071
Coyote / Fox	22,883	6,500	1,289	7,789	6,819	8,275

Table 2. Estimated NJ firearm hunter effort and recreation-days, by species for 2015-16

Species	# Hunters Specifically Hunting Species	Mean Days Afield (\pm SE)	Estimated Recreation-days
Crow	2,552	4.6 \pm 0.6	11,699
Moorhen	107	4.5 \pm 1.9	483
Rail birds	510	2.6 \pm 0.4	1,343
Snipe	107	2.5 \pm 0.6	269
Woodcock	2,364	5.3 \pm 0.5	12,597
Grouse	1,047	5.6 \pm 0.9	5,836
Turkey (Spring)	20,412	4.9 \pm 0.2	99,446
Turkey (Fall)	3,706	1.8 \pm 0.1	6,562
Rabbit / Hare	7,762	6.1 \pm 0.5	47,123
Gray squirrel	8,004	6.5 \pm 0.4	52,011
Woodchuck	3,760	14.4 \pm 2.7	54,173
Opossum / Raccoon	349	13.9 \pm 5.0	4,861
Canines (small game)	6,500	8.0 \pm 0.8	52,105
Canines (permit)	3,855	5.3 \pm 0.4	20,534
Black bear	7,291	3.3 \pm 0.1	24,251
Deer* (Fall bow)	38,324	13.4 \pm 0.3	512,115
Deer* (Permit bow)	30,590	11.2 \pm 0.2	341,285
Deer (6-Day "Buck")	46,386	3.1 \pm 0.0	145,734
Deer (Muzzleloader)	26,442	6.7 \pm 0.2	175,912
Deer (Permit shotgun)	22,464	5.3 \pm 0.2	119,963
Deer* (Winter bow)	22,217	4.6 \pm 0.2	101,520

* Licensed firearm hunters that also purchased an archery license.

Table 3. Estimated / reported NJ firearm harvest by species, 2015-16

Species	# Harvesters	Mean Harvest (± SE)	Estimated Harvest	Reported Harvest	Harvest per 100 Rec-days
Crow	2,928	11.2 ± 2.8	32,664		279.2
Moorhen	107	2.8 ± 2.4	295		61.1
Rail birds	591	13.0 ± 4.5	7,708		573.9
Snipe	134	1.0 0.3	134		49.8
Woodcock	2,713	5.3 ± 0.8	14,342		113.8
Grouse	1,101	0.2 ± 0.1	216		3.7
Turkey (Spring)	20,413			3,043	3.1
Turkey (Fall)	3,707			121	1.8
Rabbit / Hare	9,159	5.0 ± 0.6	45,821		97.2
Gray squirrel	9,427	6.7 ± 0.5	63,179		121.5
Woodchuck	3,975	12.5 ± 2.1	49,849		92.0
Opossum	242	2.3 ± 0.7	564		11.6
Raccoon	591	14.5 ± 8.4	8,568		176.3
Gray fox	2,390	0.1 ± 0.0	358		0.7
Red fox	4,029	1.6 ± 0.4	6,348		12.2
Coyote (small game)	6,124			66 ¹	0.1
Coyote (Permit)	3,855			9	0.0
Black bear	7,291			510	1.3
Deer (6-Day "Buck)	46,386			4,791	3.2
Deer (Muzzleloader)	26,442			4,398	2.5
Deer (Permit shotgun)	22,464			8,470	7.0

¹ Incidental harvest reported by muzzleloader and shotgun deer hunters, and does not include incidental harvest reports from archery deer hunters (15) or spring turkey hunters (6).

Table 4. Estimated NJ firearm small game harvest by county, 2015-16²

Northern Region

Species	Bergen	Essex	Hudson	Morris	Passaic	Sussex	Warren	Total
Crow				3,659		9,433	7,644	20,736
Moorhen								0
Rail birds								0
Snipe						80		80
Woodcock	27					5,774	1,182	6,983
Grouse						65	130	195
Rabbit	28			773	276	4,527	2,981	8,585
Squirrel		496		3,280	1,792	12,790	9,372	27,730
Woodchuck				427		5,770	5,583	11,780
Opossum	161			81			54	296
Raccoon	81			833	430		188	1,532
Gray fox				14				14
Red fox				1,324	23	114	23	1,484
Coyote				8		13	11	32

Central Region

Species	Hunterdon	Mercer	Middlesex	Monmouth	Ocean	Somerset	Union	Total
Crow	3,334	1,328	163	1,518	542	434		7,319
Moorhen								0
Rail birds					81			81
Snipe				27				27
Woodcock	161		591	457	188	54		1,451
Grouse								0
Rabbit	1,408	3,975	2,319	3,368	497	1,546		13,113
Squirrel	2,453	744	1,268	4,603	1,737	1,213		12,018
Woodchuck	4,942	240	534	2,324	240	1,576		9,856
Opossum				54				54
Raccoon	161		27	376	54	81		699
Gray fox	151			14	41	28		234
Red fox	1,279	206	457	365	731	365		3,403
Coyote	7	4	1	2	2		1	17

Southern Region

Species	Atlantic	Burlington	Camden	Cape May	Cumberland	Gloucester	Salem	Total
Crow	732	190			217	1,708	1,762	4,609
Moorhen	295							295
Rail birds	806	671		645	5,049	457		7,628
Snipe	27							27
Woodcock	27	295	27	1,692	2,551	242	510	5,344
Grouse								0
Rabbit	1,353	2,871	28	3,506	7,094	6,321	2,954	24,127
Squirrel	2,150	7,332	496	2,012	1,103	6,726	2,233	22,052
Woodchuck	588	9,564	614	347	1,763	6,598	8,121	27,595
Opossum			54		134		27	215
Raccoon		134			215	5,694	242	6,285
Gray fox	14				69	14	14	111
Red fox	137	251	23		160	731	69	1,371

² Data for coyote represent reported firearm harvest and do not include harvest by archery deer hunters or incidental take by turkey hunters.

Table 5. Revenue to NJ Division of Fish & Wildlife through sales of hunting licenses and stamps, CY2015

License / Stamp	Fee (\$US)	Number Sold	Revenue (\$US)
Resident Bow & Arrow	31.50	19,226	605,619
Senior Resident Bow & Arrow	16.50	4,449	73,409
All-Around Sportsman (Residents only)	72.25	17,391	1,256,500
Resident Firearm	27.50	34,679	953,673
Senior Resident Firearm	15.50	9,315	144,383
Waterfowl Stamp (Resident)	5.00	10,548	52,740
Non-Resident Bow & Arrow	135.50	2,525	342,138
Non-Resident Firearm	135.50	3,775	511,513
2 Day Non-Resident (Small Game)	36.50	1,073	39,165
Waterfowl Stamp (Non-Resident)	10.00	1,352	14,990
Pheasant and Quail Stamp	40.00	12,628	505,120
Rifle Permit	10.50	19,886	208,803
Total		136,994	\$ 4,708,050

Table 6. NJ firearm hunter expenditures (excluding license, stamp and permit fees), 2015-16

Amount (\$US)	Estimated Number of Hunters by Category			
	Archery	Migratory Bird	Small Game	Big Game
0	5,833	7,823	10,618	12,138
1-500	22,740	2,502	9,940	26,703
501-1,000	8,040	631	1,418	9,998
1,001-2,500	3,946	354	688	3,966
2,501-5,000	636	63	209	841
> 5,000	106	42	10	192
Active Hunters	41,301	11,414	22,883	53,838
Est. Expenditure	\$ 21,536,234	\$ 2,161,666	\$ 5,587,780	\$ 25,230,746
Total Hunter \$				\$ 54,516,426